


**FT. LAUDERDALE**

**Strikers**



Feb  
1979

**1979  
MEDIA GUIDE**



## 1979 Schedule (All Times Eastern)

### March

25 Sunday	at Washington	2:30 p.m.
31 Saturday	NEW ENGLAND	8:00 p.m.

### April

8 Sunday	at Toronto	2:00 p.m.
14 Saturday	WASHINGTON	8:00 p.m.
22 Sunday	at New York	(TV) 2:30 p.m.
28 Saturday	TAMPA BAY	8:00 p.m.

### May

5 Saturday	at Philadelphia	7:35 p.m.
12 Saturday	TORONTO	8:00 p.m.
20 Sunday	at Minnesota	(TV) 4:05 p.m.
26 Saturday	MEMPHIS	8:00 p.m.

### June

6 Wednesday	EDMONTON	8:00 p.m.
9 Saturday	at Houston	(TV) 9:00 p.m.
13 Wednesday	HOUSTON	8:00 p.m.
16 Saturday	SAN JOSE	8:00 p.m.
20 Wednesday	TULSA	8:00 p.m.
23 Saturday	at Tampa Bay	(TV) 8:00 p.m.
27 Wednesday	at Detroit	8:00 p.m.
30 Saturday	VANCOUVER	8:00 p.m.

### July

4 Wednesday	CHICAGO	8:00 p.m.
7 Saturday	at San Jose	8:00 p.m.
11 Wednesday	at San Diego	7:30 p.m.
14 Saturday	at Rochester	8:00 p.m.
18 Wednesday	NEW YORK	8:00 p.m.
21 Saturday	at Portland	8:00 p.m.
25 Wednesday	at California	(TV) 10:30 p.m.
28 Saturday	SAN DIEGO	8:00 p.m.

### August

1 Wednesday	ROCHESTER	8:00 p.m.
4 Saturday	at New England	(TV) 8:30 p.m.
8 Wednesday	at Chicago	7:30 p.m.
10 Friday	PHILADELPHIA	8:00 p.m.

Cover design by Ted Watts.

# INDEX

Strikers 1979 Schedule ..... Inside Front Cover

## STRIKERS STAFF AND MANAGEMENT

1979 Strikers Directors and Officers ..... 4-8  
1979 Strikers Club Directory ..... 2

## STRIKERS TEAM

Strikers Team History ..... 3  
Strikers All-Time Roster ..... 83  
Pronunciation Guide ..... 3

## STRIKERS PLAYER BIOGRAPHIES

1979 Strikers Players ..... 10-36

## STRIKERS RESULTS STATISTICS

1978 Strikers Final Statistics ..... 38  
1978 Final Playoff Statistics ..... 40  
1978 Strikers Results ..... 39  
1978 Strikers Playoff Results ..... 40  
Strikers Year-by-Year Results ..... 44-45

## STRIKERS ROSTER

Alphabetical Roster ..... 43  
Numerical Roster ..... 42

## STRIKERS RECORDS

Strikers All-Time Team Records ..... 49-51  
Strikers Draft ..... 55  
Strikers 1979 Draft ..... 36  
Strikers All-Stars ..... 78  
Strikers All-Time Series Records ..... 53-54

## NASL RECORDS AND INFORMATION

1979 NASL Divisional Alignment ..... 57  
1978 Final NASL Standings ..... 58  
1978 NASL Leading Scorers ..... 60  
1978 NASL Leading Goalkeepers ..... 60  
1979 North American Soccer League Schedule ..... 64-69  
1979 NASL Tie-Breaker Procedure ..... 80  
1979 NASL Playoff Structure ..... 52

## STRIKERS 1979 Opponent Information

NASL Directory ..... 70-78

## MEDIA INFORMATION

Radio and Television Information ..... 84  
Media Information, Team Hotels ..... Inside Back Cover

*1979 Strikers Media Guide* Published by the Fort Lauderdale Strikers Soccer Club — Andrew Furman, Editor; Peter H. Simon, Associate Editor.

# Fingertip Information

## FORT LAUDERDALE STRIKERS

### Team Officials

1350 N.E. 56th Street  
Ft. Lauderdale, Florida 33334  
Telephone: 305/491-5140  
Telex: 51-4320

President ..... Elizabeth Robbie  
Executive Vice-President  
    / General Manager ..... Beau Rogers  
Vice-President/Head Coach ..... Ron Newman  
Assistant General Manager ..... Tim Robbie  
Business Manager ..... Jerry Sagehorn  
Marketing and Sales Director ..... Pat Pepper  
Public Relations Director ..... Andrew Furman  
Ticket Manager ..... Steve Dangerfield  
Ticket Aide ..... Mark Zatorsky  
Assistant Coach ..... David Chadwick  
Sales Representative ..... Bruce Paparella  
Sales Representative ..... Donna Goldman  
Bookkeeper ..... Anthony Burruano  
Secretary ..... Jean Gelfand  
Secretary ..... Donna Giaquinto  
Team Doctors ..... Dr. Herbert Virgin,  
    Dr. Charles Virgin  
Trainer ..... Jeffrey Dooley  
Equipment Manager ..... Eric Shaiman  
Team Photographers ..... Studio One  
Stadium ..... Lockhart Stadium  
Playing Surface ..... Grass  
Capacity ..... 19,600  
Team Colors ..... Red/Yellow/Black  
Conference ..... American  
Division ..... East  
Radio Station (All Games) ..... WIOD, 610  
Radio Announcer ..... Rick Weaver  
TV Station ..... WPLG-TV, CH. 10 (ABC)  
Public Address Announcer ..... John Wilte

## Club History

The 1979 edition of the Fort Lauderdale Strikers will call Fort Lauderdale, Fla. home for only the third season in the club's 10-year history.

Formed in 1970 as the Washington Darts, John Bilotta, a Rochester, N.Y. businessman moved the franchise to Miami, Fla. the following season and renamed it the Gatos.

The Gatos, however, were short-lived. In 1973 a change of ownership saw 20 limited partners and four general partners take control of the now Miami Toros. One of those general partners was Elizabeth Robbie.

The Toros played in the Orange Bowl that first (1973) season, and a year-later they battled the Los Angeles Aztecs for the NASL Championship — a game won by the Aztecs, 4-3 on penalty kicks in the Orange Bowl.

The Toros moved to Tamiami Stadium in South Florida and were now established for the 1975 season.

On April 1, 1976 all the general and limited partners resigned and Elizabeth Robbie assumed all debts of the previous ownership, and took over as Managing General Partner one-week before the start of the 1976 NASL season.

On December 21, 1976 an announcement was made that the team would be relocated to Fort Lauderdale, and hence the Strikers were born.

## Pronunciation Guide

No.	Name	
26	Nico Bodonczy .....	Bo-DON-zee
18	Max Chicoye .....	Chi-COY
20	Teofilo Cubillas .....	Coo-BEE-yas
22	Colin Fowles .....	FOULS
17	Tibor Gemeri .....	Je-MA-re
1	Arnie Mausser .....	MOW-ser
15	Gerd Mueller .....	Gaird MOO-ler
19	Al Njie .....	NEE-jee
9	Dennis Vaninger .....	VA-Ni-ger
2	Maurice Whittle .....	WIT-el
5	Roy Wiggemansen .....	Wi-ge-MON-sen
00	Steve Zerhusen .....	Zer-HOO-zen

### DID YOU KNOW

The first professional goal ever in Lockhart Stadium was scored by Dennis Vaninger with the St. Louis Stars.

**ELIZABETH ROBBIE**  
**President**



In the North American Soccer League, Elizabeth Robbie stands alone as the only female owner. And, from her track record, she may very well be the best.

In 1976, when she gained controlling interest of the NASL's Miami Toros, Elizabeth Robbie envisioned a bright future for both her club and the NASL.

The First Lady of Soccer moved the Miami franchise to nearby Fort Lauderdale, and the rest has been history — or better yet, a beautiful love affair between a team and a sports-craved city.

While spending countless hours with her husband Joe (owner of the Miami Dolphins football team) exploring the feasibility of such a move, she became convinced that Broward County would support professional sports.

Her hunch proved right.

Lockhart Stadium has been expanded to seat 19,600 — an increase of 5,000 from last season.

Mrs. Robbie received a multitude of awards for her efforts, including the Marketer of the Year award from the Sales and Marketing Executives of Fort Lauderdale. She was given the Key to the city from Fort Lauderdale Mayor E. Clay Shaw.

A true sportsperson, Mrs. Robbie enjoys fishing and is an accomplished bridge player.

She can field her own soccer team, with her family of 11 children.

What Elizabeth Robbie treasures the most from the incredible success of the Strikers are not the awards, but the many "thank you's," she received from appreciative players and fans for making it all possible. That, she claims, made all her efforts and all the hard-ship worthwhile.

**BEAU ROGERS**  
**Executive Vice-President/  
General Manager**



Have players will travel. And travel he does.

T. Beauclerc (Beau) Rogers IV travels around the world looking and signing the best possible soccer players for the Fort Lauderdale Strikers.

His track record is second-to-none.

No one in the NASL can claim the achievements that Rogers has strung together in a short span.

As Executive Vice-President and General Manager of the Tampa Bay Rowdies, the 41-year-old Rogers assembled a promotion-conscious organization that has served as a model for many teams.

Along with partner George Strawbridge, Rogers established the Rowdies as a fun-loving, roaring-good-time bunch. Thus the team's slogan of "Soccer is a kick in the grass."

The slogan quickly spread around the world, and prompted New York Yankee owner George Steinbrenner to comment in *Sports Illustrated* (March 14, 1977): "If anyone asked me how to start and operate any kind of franchise, I'd tell them to study the Rowdies. It is simply the best marketing in sports. From the top on down, it's a group of geniuses that have put it together. They have done the one thing that most teams fail at in all sports — in Tampa, they've made going to the soccer game the thing to do."

The Rowdies won the NASL championship in their very first year of operation (1975), and then repeated as Eastern Division champs the following year.

In 1976, the Rowdies won the NASL Indoor Championship, after placing second in 1975.

The Rowdies were not the first expansion team to win an NASL title, but Rogers' first soccer team was — the Philadelphia Atoms. In 1973, Rogers helped assemble the Atoms, then returned to private business to watch the Atoms win it all.

All-in-all, Rogers is the only NASL General Manager to be associated with teams that have won three championships.

A keen judge of talent, Rogers was instrumental in signing Rodney Marsh at Tampa Bay, and since coming to Fort Lauderdale (April 1, 1978) he has been a key to the George Best, Cubillas and Gerd Mueller signings.

A native of Philadelphia, Rogers graduated from Duke University with a Bachelor of Arts degree. Before turning to sports management, he was President of Rogers and Company, an insurance brokerage firm, and Rogers Associates, a securities firm. He also owned a seat on the Philadelphia-Baltimore-Washington stock exchange.

Beau and his wife Kathy have two daughters — Whitney (15) and Courtney (12).



**RON NEWMAN**  
**Vice President and Head Coach**

Finding complementary parts is of great importance in the sport of soccer and Ron Newman is the perfect complement for the Fort Lauderdale Strikers. With Newman's acute soccer knowledge and his keen ability to judge talent, the Strikers offer a unique double-threat to the North American Soccer League.

The third-year Striker coach is the "Dean" of the North American Soccer League coaches. A native of Portsmouth, England, he is the only man in soccer to win championships in both the North American Soccer League and the American Soccer League.

The 44-year-old Newman won his first NASL crown with the Dallas Tornado in 1971, and in 1976 won the title as coach of the Los Angeles Skyhawks.

The first and only North American Soccer League coach to win 100 games, Newman sports a career mark of 108-84-21 (.562). He has only seen two losing teams during his nine-year coaching career.

Newman faced a difficult task in rebuilding the Strikers, who had won only six of 24 games in 1976 as the Miami Toros. He began the revamping program by signing veteran goalkeeper Gordon Banks and a host of other quality English players. The Strikers responded by capturing the Eastern Division title and equalling the NASL record for most victories (19) in a season.

Despite two playoff losses to the New York Cosmos, the Strikers were the Cinderella team of 1977 and Ron Newman captured the NASL Coach of the Year award.

Newman has also compiled an impressive track record in youth soccer development wherever he has gone. He was instrumental in building Dallas' youth program from a meager 300 participants in 1968 to over 50,000 in 1975.

The likeable Englishman's professional playing career spanned 17 seasons — 13 in England (1954-66) — and four with Atlanta and Dallas in the NASL (1967-70). He was selected the Most Valuable Player of the Atlanta Chiefs in 1968.

Ron and his wife Olive reside in Fort Lauderdale with son Guy (21) — a member of the Strikers — and daughter Tracy (18), a member of the Strikers Psychers — the official cheerleading group for the club.



## RON NEWMAN'S NASL COACHING RECORD

Year	Team	W	L	T
1969	Dallas	8	6	2
1970	Dallas	8	12	4
1971	Dallas	10	6	8
1972	Dallas	6	5	3
1973	Dallas	11	4	4
1974	Dallas	12	8	0
1975	Dallas	9	13	0
1977	Ft. Lauderdale	19	7	0
1978	Ft. Lauderdale	16	14	0
	<b>Totals</b>	<b>99</b>	<b>75</b>	<b>21</b>

## NASL PLAYOFF RECORD

1971	Dallas*	4	2	0
1972	Dallas	0	1	0
1973	Dallas	1	1	0
1974	Dallas	1	1	0
1977	Ft. Lauderdale	0	2	0
1978	Ft. Lauderdale	3	2	0
	<b>Totals:</b>	<b>9</b>	<b>9</b>	<b>0</b>

\*denotes won league title



**DAVID CHADWICK**  
Assistant Coach


Moving into the role as Assistant Coach was perhaps easier for David Chadwick than for most people. As a player, Chadwick played for Ron Newman in Dallas in 1974 and 1975. In 1974, he led the Tornado with eight assists, after signing as a free agent.

Chadwick served as the Strikers Director of Player Development last season, and was named Assistant Coach in March 1978. A veteran of both English and American soccer, "Chaddy" was named Player of the Year at Middlesbrough in 1966 and Halifax Town in 1971.

In 1976 he made his coaching debut with the Tacoma Tides of the American Soccer League. That same season, Chadwick the player tied the NASL indoor record for most goals (six) in a single game — Dallas vs. Vancouver.

The 38-year-old Chadwick is married to the former Judith Koehler and has two children.

## Club Personnel



Tim Robbie  
Assistant General Manager




Jerry Sagehorn  
Business Manager



Pat Pepper  
Marketing Director



Jeffrey Dooley  
Trainer



Andrew Furman  
Public Relations Director



Steve Dangerfield  
Ticket Manager




Anthony Burrvano  
Bookkeeper




Jean Gelfand  
Secretary



Donna Giaquinto  
Secretary



Bruce Paparella  
Sales Representative



## Strikers Profiles

Player	Season	Club	Games	Goals	Assists	Points
Irving	1978	Los Angeles	23	10	3	33
	1977	Los Angeles	20	11	18	49
	1976	L.A. Aztecs	21	4	4	16
<b>Total</b>			<b>64</b>	<b>35</b>	<b>25</b>	<b>94</b>

# 3

## George Best

Height: 5-8, Weight: 165

Forward

Birth: 5-22-46

Belfast, Northern Ireland

Citizen: Ireland



---

Acquired by the Strikers in June of last year in a deal that sent George Dewsnip, Andy Rolland and the Strikers' number one draft choice in 1980 to the Los Angeles Aztecs . . . scored two goals on two shots the very next night in the Strikers 5-3 victory over the Cosmos at Lockhart . . . England's "Footballer of the Year" in 1968 and again in '69 . . . was "Footballer of the Year" for all of Europe in '68 as well as the leading scorer in the English First Division . . . was the NASL's third leading scorer in '77 with 11 goals and 18 assists . . . had 15 goals and 7 assists in 1976, his first year in the NASL . . . scored the winning goal in the Strikers' 3-2 victory over Tampa Bay in last year's playoffs . . . was suspended by FIFA during the off-season, which made his playing status uncertain for much of the pre-season . . . married (Angela), with no children . . . owns "Besty's" Bar in Los Angeles . . . considers Los Angeles and Ft. Lauderdale his homes.

---

### NASL STATS:

Season	Club	Games	Goals	Assists	Points
1976	Los Angeles	23	15	7	37
1977	Los Angeles	20	11	18	40
1978	L.A./Strikers	21	4	1	9
	<b>Totals:</b>	64	30	26	86

# 26

## Nico Bodonczy

Height: 6-0, Weight: 165

Forward


Birth: 2-26-55

Santiago, Chile

Citizen: U.S.A.

(beginning April, 1979)

Pronunciation: Bo-DON-zee




---

Signed by the Miami Toros (forerunners of the Strikers) in 1975 after scoring five goals in an indoor game for the club . . . scored the first goal of the season for the Strikers last year in a losing cause to Detroit . . . was released by the club shortly afterward due to the acquisition of players . . . should be a much more valuable asset to the club this year after receiving his American citizenship . . . was the leading amateur player in Florida in 1974 . . . filled a reserve roll for the Toros in 1975 . . . led the Toros in shots in 1976 with 45 . . . played in Peru during the recent off-season ... led the Strikers in pre-season scoring with 11 points . . . single, enjoys surfing and dancing.

---

### NASL STATS:

Year	Club	Games	Goals	Assists	Points
1975	Toros	8	2	2	6
1976	Toros	19	4	2	10
1977	Strikers	2	0	1	1
1978	Strikers	2	1	1	3
	<b>Totals:</b>	31	7	6	20


### Did You Know . . .

That in 1977, the Strikers' first season in Ft. Lauderdale, they finished with the most wins (14) in the NASL.

# 18

## Max Chicoye

**Height:** 6-0, **Weight:** 177  
**Goalkeeper**  
**Birth:** 2-12-54  
 Port-au-Prince, Haiti  
**Citizen:** U.S.A.  
**Pronunciation:** Chi-COY




Impressed Strikers' Assistant Coach David Chadwick at a free agent try-out camp in February . . . has played on the collegiate level with Kingsborough Community College and New York University . . . was the goalkeeper for the 1973 N.Y.U. team that was the only soccer team in the nation to defeat Adelphi University that year . . . missed the early pre-season matches with a badly bruised shoulder . . . has shown a great deal of savvy and potential since joining the Strikers . . . single, enjoys chess, music and reading.

# 12

## Bob Corish

**Height:** 5-10, **Weight:** 158  
**Defender**  
**Birth:** 9-13-58  
Liverpool, England  
**Citizen:** England



---

Signed by the Strikers last November after he received his unconditional release from Derby County of the English First Division . . . was given his release from Derby after a falling out with Tommy Docherty, the club manager . . . came to Florida for a vacation, then decided to stay and try out for the Strikers . . . played four games for Derby County during the '77-78 season, at the age of 19 . . . a young, aggressive player with a bright future ahead of him . . . has a very high work rate . . . single, enjoys music and the beach.

---

### Did You Know . . .

That in 1977, the Strikers' first season in Ft. Lauderdale, they finished with the most wins (19) in the NASL.

# 20

## Teofilo Cubillas

Height: 5-9, Weight: 158

Midfielder

Birth: 3-8-49

Lima, Peru

Citizen: Peru

Pronunciation: coo-BE-yas



---

Acquired by the Strikers in March from Alianza-Lima of the Peruvian First Division . . . often referred to as the "Peruvian Pele" and "the King of Midfield" . . . the fifth leading scorer in World Cup history . . . the second leading scorer in the 1970 and 1978 World Cup Tournaments, scoring five goals each time . . . was the runner-up to Pele as the Most Valuable Player in the 1970 World Cup tournament . . . was the scoring champion of the Portuguese First Division two of the three years he played there for Team Porto . . . also played for Basel (First Division, Switzerland) for two years prior to his stint in Portugal . . . the Peruvian government and Alianza-Lima re-purchased Cubillas in a joint venture in 1978 so that he would be available for the '78 World Cup Tournament . . . scored two goals against Scotland and three against Iran in the '78 World Cup . . . played for the "World Select Eleven" against the Cosmos last September in an exhibition match at Giants Stadium . . . has never been ejected from a match in 14 years of professional soccer . . . extremely charismatic . . . began playing for Alianza-Lima in 1966 at the age of 17 . . . loves children, and would eventually like to coach them . . . married (Betty) with two sons . . . nicknamed "Nene."

---



# 8

## Ken Fogarty

**Height:** 5-8, **Weight:** 157

**Defender**

**Birth:** 1-25-55

Manchester, England

**Citizen:** England




---

Signed by the Strikers from Stockport County in February (along with Terry Park) . . . has performed in over 300 League games for Stockport . . . the longest present serving player at Stockport . . . played for the "Erie Under 21 International Squad" . . . played for Ron Newman in 1976 with the A.S.L.'s Los Angeles Skyhawks as a loan player . . . first team all-A.S.L. that year . . . a superb defender, perhaps the most underrated player in the English fourth division . . . transfer agreement obligates the Strikers to loan him back to Stockport County for the next two English seasons . . . single.

---

# 22

## Colin Fowles

**Height:** 5-10, **Weight:** 170


**Defender**

**Birth:** 8-6-53

Kingston, Jamaica

**Citizen:** U.S.A.

**Pronunciation:** fowls



---

Played in 27 regular season and four playoff games for the Strikers last year, more than any other American player on the team . . . used primarily at right fullback, but also capable of playing at midfield or forward . . . played for the U.S. National Team last Fall in their tour to Europe, and again in the Spring in the games played on the West Coast . . . injured his knee playing for the National Team in the Spring, which sidelined him for most of the pre-season . . . first round draft choice of the Tampa Bay Rowdies in the 1976 NASL college draft, but never played in a regular season game with the Rowdies . . . signed by the Strikers as a free agent in March, 1977, and was the club's second leading scorer that year . . . was a standout at Long Island University, leading the team in scoring in 1974, and second leading scorer the following season . . . Jamaican born, but lived in England for ten years . . . came to the United States at age 17 . . . single . . . nicknamed "the Panther."

---

### NASL STATS:

Year	Club	Games	Goals	Assists	Points
1977	Strikers	24	5	4	14
1978	Strikers	27	1	2	4
	<b>Totals:</b>	51	6	6	18

# 17

## Tibor Gemeri

**Height:** 5-8, **Weight:** 160

**Midfielder**

**Birth:** 4-29-51

Subotica, Yugoslavia

**Citizen:** Canada

**Pronunciation:** je-MA-re



---

Joined the Strikers last year after a successful career in Canada's National Soccer League . . . appeared in ten games for the Strikers last year before being sidelined with a knee injury in July which required surgery to repair torn cartilage . . . a highly skilled player and an excellent playmaker . . . player for Cruenka in the Yugoslavian second and first divisions for four years before he moved to Canada . . . obtained his Canadian citizenship shortly after joining the Strikers last year . . . scored the game winning goal in a 3-2 pre-season victory over Atlanta, coming off the bench . . . married (Anna), with no children . . . enjoys tennis and classical music.

---

### NASL STATS:

Year	Club	Games	Goals	Assists	Points
1978	Strikers	10	0	0	0

# 4

## Ray Hudson

**Height:** 5-11, **Weight:** 157

Midfielder

**Birth:** 3-24-55

Hexham, England

**Citizen:** England



---

Strikers' second leading scorer and assist leader last season with 7 goals and 8 assists from his left midfield spot . . . scored three game-winning goals last year . . . played center midfield in '77, directing the Strikers attack . . . recognized around the League as a first class performer . . . was second team all-NASL last year . . . scored both goals in 2-0 win at New England (his second consecutive two-goal game) . . . an extremely enthusiastic player . . . had over 40 first division appearances with Newcastle United before he reached age 23 . . . single, enjoys thoroughbred horse racing, photography, automobiles and music . . . nicknamed "Rocky."

---

### NASL STATS:

Season	Club	Games	Goals	Assists	Points
1977	Strikers	25	4	3	11
1978	Strikers	29	7	8	22
	<b>Totals</b>	54	11	11	33

### PLAYOFF STATS:

Season	Games	Goals	Assists	Points
1977	2	0	1	1
1978	5	0	3	3
<b>Totals:</b>	7	0	4	4

# 10

## David Irving

Height: 5-9, Weight: 170

Forward

Birth: 9-10-51

Cumbria, England

Citizen: England



---

Strikers' leading scorer last season with 16 goals and five assists in the regular season, and five additional goals in five playoff matches . . . scored seven game-winning goals last year . . . finished the season as the fifth leading scorer in the NASL's American Conference . . . recorded only hat trick in Strikers' history on July 4th last year in 4-0 victory over Toronto . . . scored nine goals in a five-game span last June and July . . . had three two-goals games last year, including the 4-3 playoff victory over Detroit . . . very adept at ball control . . . teamed with Maurice Whittle at Oldham Athletic before both joined the Strikers in 1977 . . . began his pro career at age 18 for Workington Town . . . transferred to Everton (First Division) in 1973 . . . gained first team honors at Everton before being transferred to Oldham in 1976 . . . single, enjoys golf, dancing and music.

---

### NASL STATS:

Year	Club	Games	Goals	Assists	Points
1977	Strikers	14	3	1	7
1978	Strikers	27	16	5	37
	<b>Totals:</b>	41	19	6	44


### PLAYOFF STATS:

Year	Games	Goals	Assists	Points
1977	2	1	0	2
1978	5	5	0	10
<b>Totals:</b>	7	6	0	12

# 13

## Gary Jones

**Height:** 5-9, **Weight:** 161  
**Forward**  
**Birth:** 5-1-51  
Liverpool, England  
**Citizen:** England



Purchased from Birmingham City (First Division) last April in order to bolster the Strikers attack . . . scored both goals in Strikers 2-1 International victory over England's Blackpool F.C. last May . . . turned in an outstanding performance against Detroit in last year's playoffs . . . primarily used as a winger but also comfortable at midfield . . . had several fine games during the pre-season . . . played in 76 matches for Everton before being transferred to Birmingham City . . . a great playmaker, very quick and aggressive . . . married (Gail), with two children.

### NASL STATS:

Year	Club	Games	Goals	Assists	Points
1978	Strikers	12	1	1	3


### PLAYOFF STATS:

Year	Games	Goals	Assists	Points
1978	4	0	1	1

# 24

## Curtis Leeper

**Height:** 5-11, **Weight:** 160  
**Midfielder**  
**Birth:** 12-28-55  
Miami, Florida  
**Citizen:** U.S.A.



---

Appeared in seven games for the Strikers in the regular season last year, as well as in two playoff games . . . turned in an outstanding performance against New England in the first round of last year's playoffs . . . made a spectacular goal-mouth save in that game . . . played for the U.S. National Reserve Team when the toured in Korea last Fall . . . Most Valuable Player at Florida International University his final year there . . . all-time F.I.U. leader in goals scored, and second in assists . . . first product of Miami's Youth Soccer Program to be drafted by an NASL club . . . played for Cutler Ridge Soccer Club, for Miami Palmetto High School, and for Miami Dade Community College South before attending F.I.U. . . . could potentially become one of the premiere American players in the NASL . . . single, enjoys football, hockey and music . . . nicknamed "the Blazer."

---

### NASL STATS:

Year	Club	Games	Goals	Assists	Points
1977	Strikers	5	0	0	0
1978	Strikers	7	0	0	0
	<b>Totals:</b>	12	0	0	0

### PLAYOFF STATS:

Year	Games	Goals	Assists	Points
1977	0	0	0	0
1978	2	0	0	0
<b>Totals:</b>	2	0	0	0

# 1

## Arnie Mausser

**Height:** 6-2 **Weight:** 190  
**Goalkeeper**  
**Birth:** 2-28-54  
Brooklyn, New York  
**Citizen:** U.S.A.  
**Pronunciation:** MOW-ser



---

Acquired by Strikers from Atlanta during off-season in a deal that sent George Nanchoff and cash to Chiefs . . . generally considered as the premier American goalkeeper in the NASL . . . has been a mainstay for the U.S. National Team for the last four years . . . began his NASL career with the Hartford Bicentennials (now Edmonton) in 1975 . . . was the recipient of the \$10,000 Pele/Pepsi award as the Most Valuable North American Player in the League in 1976 when tending the nets for the Tampa Bay Rowdies . . . recorded 8 shutouts for Vancouver in 1977 . . . spent the 1978 season with the Colorado Caribous, who have since moved to Atlanta . . . never played collegiate soccer, but graduated from Queens (N.Y.) College in 1975 with a Business Administration degree . . . single, enjoys basketball, fishing and all water sports . . . nicknamed "Lord of Flatbush."

---

### NASL STATS:

Season	Club	Minutes		Goals		
		Played	Saves	Against	Shutouts	Average
1975	Hartford	2011	223	50	2	2.24
1976	Tampa Bay	2162	201	28	6	1.17
1977	Vancouver	2386	149	44	8	1.66
1978	Colorado	2585	198	61	3	2.12
	<b>Totals:</b>	9144	771	183	19	1.80



# 23

## Kevin McClinton

**Height:** 5-11, **Weight:** 160  
**Defender**  
**Birth:** 8-23-57  
New York, New York  
**Citizen:** U.S.A.



---

Signed by the Strikers prior to the 1978 season, but played exclusively for the club's reserve team last year . . . moved from New York to Ireland at age four . . . moved back to the United States early in 1978 . . . played for the Irish First Division club Distillery F.C. for three years, and for Portadown F.C. for three years prior to that . . . has had try-outs with several English League First division clubs, including Manchester City, Southampton and Ipswich . . . now makes his home in Deerfield Beach . . . single, enjoys swimming and dancing.

---

### Did You Know?

Guy Newman is not the only son playing for his father in the NASL. Keith Murphy plays forward for his dad, Ken, in Detroit.

# 15

## Gerd Mueller

**Height:** 5-10, **Weight:** 170


**Forward**

**Birth:** 11-3-45

Munich, West Germany

**Citizen:** Germany

**Pronunciation:** gaird MOO-ler



---

Signed by the Strikers in March after he was given his release from Bayern Munich in late February . . . **seven time scoring champion of the German First Division (1967, '69, '70, '72, '73, '74, and '78)** . . . has scored 365 goals in 427 first division games, and 68 goals in 62 appearances for the German National Team . . . scored the winning goal in Germany's victory over Holland in the 1974 World Cup finals . . . leading scorer in 1970 World Cup tournament with ten goals . . . German "Footballer of the Year" in 1967 and 1970, and European "Footballer of the Year" as well in '70 . . . joined Bayern Munich on July 7, 1964 . . . began playing for German National Team in 1966 . . . led Bayern Munich to European Cup championships in 1967, '75 and '76, and German League titles in 1964, '67 and '73 . . . teamed with Cosmos' star Franz Beckenbauer at Bayern Munich . . . there are not enough superlatives to describe this legendary player's uncanny scoring ability . . . scored three goals vs. The Cosmos for Bayern Munich during last year's Cosmos' European Tour despite leaving game early . . . those goals came 20 minutes apart . . . married with one child . . . nicknamed "the Bomber."

---

# 25

## Guy Newman

**Height:** 5-11, **Weight:** 165  
Defender

**Birth:** 11-26-57  
Portsmouth, England

**Citizen:** U.S.A.



---

Signed by the Strikers during the pre-season after a year with the Tampa Bay Rowdies . . . was unable to play for the Rowdies last season due to a shoulder injury . . . he was the youngest player on the Maccabee Athletic Club, a Los Angeles Club that scored a clean sweep of the 1976 semi-pro sweepstakes, winning the Greater Los Angeles Soccer League, the California State Cup and the U.S. National Cup, all undefeated . . . Texas High School All Star for three years . . . all-time leading scorer for Richardson High School in Dallas . . . toured England and Ireland in 1973 and Germany and Austria in 1974 with Dallas' Longhorn Soccer Club . . . single . . . enjoys music and all sports.

---

### Did You Know?

Guy Newman is not the only son playing for his father in the NASL . . . Keith Furphy plays forward for his dad, Ken, in Detroit.

# 19

## Al Njie

**Height:** 6-1, **Weight:** 160

**Forward**

**Birth:** 4-15-55

Atlanta, Georgia

**Citizen:** U.S.A.

**Pronunciation:** NEE-jee



---

The Strikers' third round selection in the 1979 NASL draft . . . attended Florida International University in Miami after attending Miami Dade Community College North . . . set F.I.U. career records for most assists (23) and most points (65) . . . first team All State in 1977 . . . Junior College All-American in '76 at Miami Dade North, where he was the club's Most Valuable Player . . . a very unpredictable player . . . his long strides make him deceptively fast . . . single, enjoys music and basketball.

---

### Did You Know . . .

The Strikers opening day record since moving to Ft. Lauderdale is 1-1.

# 16

## Mike Ortiz-Velez

Height: 5-8, Weight: 150

Midfielder

Birth: 4-15-57

Sumter, South Carolina

Citizen: U.S.A.



---

The Strikers' first round draft choice in 1978 . . . played primarily for the Strikers reserve team last year, but has shown tremendous improvement since he joined the club . . . Most Valuable Player in 1978 Senior Bowl in Orlando . . . All American in 1977, All South in '75, '76, '77. . . led Erskine College to a fourth ranking nationally in the N.A.I.A. in 1977, scoring nine goals and ten assists . . . scored 31 goals in his collegiate career . . . he moved to England with his parents at the age of two, and returned to South Carolina when he was 16 . . . single, enjoys movies, music and reading.

---

### NASL STATS:

Year	Club	Games	Goals	Assists	Points
1978	Strikers	1	0	0	0

### Did You Know . . .

The Strikers were 1-2-3 at Lockhart Stadium in 1978.

# 7

## Terry Park

**Height:** 5-11, **Weight:** 160  
**Midfielder**  
**Birth:** 2-7-57  
Liverpool, England  
**Citizen:** England



---

Signed by the Strikers in February from Stockport County (Fourth Division) . . . Strikers beat several other NASL and English clubs to the punch in signing Park and teammate Ken Fogarty . . . began playing for Stockport in 1976 after a short stint with Wolverhampton . . . played for the "International All Star Eleven" in a tour to Scandanavia and Iceland in 1978 . . . has appeared in 80 English League games . . . a very skillful performer . . . transfer agreement obligates the Strikers to loan him back to Stockport for the next two English seasons . . . scored both goals in Stockport County's 2-1 victory over Northampton Town in one of his last games with Stockport this past season . . . single . . . nicknamed "the Spark."

---

# 21

## Tony Smith


Height: 5-10, Weight: 160

Midfielder

Birth: 4-12-54

Coronado, California

Citizen: U.S.A.



---

Was given a try-out with the Strikers after impressing Assistant Coach David Chadwick at a free-agent camp in February . . . attended Winter Park High School and Florida Tech University, and starred in both schools . . . has good stamina and ball control . . . single, enjoys music and the beach.

---

### NABL STATS

Year	Club	Games	Goals	Assists	Points
1973	St. Louis	34	7	14	4
1974	St. Louis	27	6	16	16
1975	St. Louis	4	1	2	2
1976	St. Louis	23	2	17	17
1977	St. Louis	23	1	2	12
1978	Strikers	19	3	5	11
	<b>Total</b>	<b>130</b>	<b>28</b>	<b>61</b>	<b>74</b>

### Did You Know . . .

The Strikers were 12-3 at Lockhart Stadium in 1978.

# 14

## Gary Stanley

Height: 5-9, Weight: 170

Midfielder

Birth: 3-4-54

Burton-on-Trent,

Citizen: England



---

Along with Clive Walker, was obtained by the Strikers in March on a loan arrangement from Chelsea F.C. (First Division) . . . very strong on the ball . . . a non-stop worker and sharp passer . . . a versatile player that has been used in many different positions . . . has over 110 appearances with Chelsea . . . single.

---

### Did You Know . . .

The Strikers have lost only five regular season home games since moving to Ft. Lauderdale in '77.



# 9

## Dennis Vaninger

Height: 6-2, Weight: 190  
 Forward  
 Birth: 3-14-52  
 St. Louis, Missouri  
 Citizen: U.S.A.  
 Pronunciation: VA-ni-ger



One of the most experienced American players in the NASL, entering his seventh season of League play . . . has tallied 26 goals and 21 assists in his NASL career . . . 20 of his 26 goals were headers . . . scored 2 goals in Strikers' 3-2 victory over Washington last year . . . obtained prior to the 1978 season from the California Surf . . . played five seasons with the St. Louis Stars (forerunners of the Surf), and was their second leading scorer each of his last two seasons there . . . tremendous strength and jumping ability . . . scored the first goal in Ft. Lauderdale's professional soccer history in a losing cause for St. Louis in the season opener at Lockhart Stadium in 1977 . . . twice an all-American at Florissant Valley Junior College . . . broke his leg in 1975 . . . broke his nose four times in '76 . . . acts as the Club's player representative . . . active in the Strikers' Youth Development Program . . . married (Karen) with no children . . . nicknamed "Blue Max" and "The Hulk."

### NASL STATS:

Year	Club	Games	Goals	Assists	Points
1973	St. Louis	3	2	0	4
1974	St. Louis	17	6	6	18
1975	St. Louis	4	2	1	5
1976	St. Louis	23	5	7	17
1977	St. Louis	23	8	2	18
1978	Strikers	19	3	5	11
	<b>Totals:</b>	<b>89</b>	<b>26</b>	<b>21</b>	<b>73</b>

# 11


## Clive Walker

**Height:** 5-7, **Weight:** 165

**Forward**

**Birth:** 7-1-58

Oxford, England




---

Acquired by the Strikers in March from Chelsea F.C. (First Division) in a loan arrangement for the 1979 season . . . scored seven goals for Chelsea during the 1977-78 season . . . an extremely crafty player that looks and performs like Steve Hunt (Cosmos, Coventry City) . . . should fit in very well with the other Strikers' forwards . . . a fast, direct, goal scoring winger . . . has played in over 60 games for Chelsea . . . married (Janella) with no children.

---

Year	Club	Games	Goals	Assists	Points
1973	St. Louis	2	0	0	0
1974	St. Louis	17	8	0	16
1975	St. Louis	4	2	1	5
1976	St. Louis	20	8	7	17
1977	St. Louis	22	6	3	13
1978	St. Louis	18	0	0	0
Total		83	24	10	35


### Did You Know . . .

Lifetime at Lockhart Stadium the Strikers are 23-5.

# 6

## Tony Whelan

**Height:** 6-1, **Weight:** 170  
**Defender**  
**Birth:** 11-20-52  
Lancashire, England  
**Citizen:** England



The Strikers' Mr. Consistency, Whelan has appeared in every minute of every game in the Strikers two-year history in Ft. Lauderdale . . . a very versatile player, capable of playing virtually every position on the field . . . shifted from forward to sweeper mid-way through the 1977 season . . . a great ball handler who uses his size and strength to their fullest advantage . . . was the recipient of the Skoal/Happy Days player of the game award in two nationally televised games last year . . . played for Manchester City, Manchester United and Rochdale before playing under Ron Newman in 1976 with the Los Angeles Skyhawks of the A.S.L. . . . very actively involved in the Strikers' Youth Development Program . . . helped to organize the first women's adult soccer league in Broward County (Ft. Lauderdale) in '77 . . . married (Patricia) with one son, Marc Anthony . . . nicknamed "Wheels."

### NASL STATS:

Year	Club	Games	Goals	Assists	Points
1977	Strikers	26	4	3	11
1978	Strikers	30	0	4	4
	<b>Totals:</b>	56	4	7	15

# 2

## Maurice Whittle

Height: 5-8, Weight: 150


Defender

Birth: 7-15-48

Wigan, England

Citizen: England

Pronunciation: WIT-el



The Strikers captain for the third consecutive season . . . an attacking defender with a thundering shot that has been clocked at nearly 70 m.p.h. . . set a club record in 1977 by converting four penalty kicks in as many attempts . . . scored three goals in two playoff losses to the Cosmos in August, 1977 . . . had four goals and six assists in the regular season last year, and added two goals and an assist in the playoffs . . . signed his first pro contract with the Blackburn Rovers (Second Division) in 1965 . . . transferred to Oldham in May, 1969 . . . scored over 40 goals at Oldham, unusually high for a defender . . . never missed a penalty kick in six seasons with Oldham . . . married (Sandra) with three children, including twin sons . . . enjoys golf and tennis . . . nicknamed "Thunderboot."

### NASL STATS:

Season	Club	Games	Goals	Assists	Points
1977	Strikers	21	6	1	13
1978	Strikers	29	4	6	14
	<b>Totals:</b>	50	10	7	27

### PLAYOFF STATS:

Season	Games	Goals	Assists	Points
1977	2	3	0	6
1978	5	2	1	5
<b>Totals:</b>	7	5	1	11

Did You Know

United States Soccer Stadium is located in

1974

# 5

## Roy Wiggemansen

**Height:** 6-2, **Weight:** 190

**Defender**

**Birth:** 12-2-59,

Pretoria, South Africa

**Citizen:** South Africa

**Pronunciation:** wi-ge-MON-sen



---


Joined the Strikers in January, after playing for F.C. TWENTE '65 (Holland First Division) last year . . . was named as the outstanding young prospect in South Africa two years ago . . . his height and leaping ability make him very tough to beat in the air . . . scored a goal in South Africa's Mainstay Cup Final in 1977 . . . played for South Africa's Arcadia Shepherds before going to Holland and joining F.C. TWENTE . . . only 19 years old, has a bright future ahead with the Strikers . . . showed a great deal of improvement with each pre-season contest . . . single, enjoys tennis, swimming and girls.

---

# 00

## Steve Zerhusen

Height: 6-1, Weight: 180  
 Goalkeeper  
 Birth: 8-20-57  
 Baltimore, Maryland  
 Citizen: U.S.A.  
 Pronunciation: zer-HOO-zen



Strikers first round draft choice in the 1979 NASL draft . . . Fourteenth player selected in draft . . . had 0.94 goals against average as a 4-year starter at the University of Maryland (Baltimore), with 22 career collegiate shutouts . . . was very impressive in pre-season indoor contests vs. Tampa and Dallas . . . missed much of the pre-season with a broken finger on his right hand . . . was selected First Team All-South, all Mason-Dixon Conference and Honorable Mention All-American while at U.M.B.C. . . . considers former Striker Gordon Banks his favorite all-time player . . . single, enjoys basketball and racquetball.

### NASL STATS:

Season	Club	Games	Goals	Assists	Points
1977	Strikers	21	8	1	17
1978	Strikers	23	4	0	14
TOTAL:		50	12	1	31

### PLAYOFF STATS:

Season	Club	Games	Goals	Assists	Points
1977	Strikers	1	0	0	0
1978	Strikers	1	0	0	0
TOTAL:		2	0	0	0

## 1979 STRIKER DRAFT PICKS

Player	Position	Player Selected	College/University
1. Steve Zerhusen	Goalkeeper	14th	Univ. of Maryland (Balt.)
2. John Jones	Defender	38th	Campbell College
3. Al Njie	Forward	52nd	Florida Int'l Univ.
4. George Lesyw	Forward	86th	Temple University

# Strikers Records



# 1978 Strikers Statistics (16-14)

Player	Minutes	GMS	Shots	GLS	Assts	Pts	Fls
David Irving	2492:10	27	107	16	5	37	42
Ray Hudson	2560:20	29	54	7	8	22	50
Norman Piper	1847:02	24	41	4	6	14	11
Maurice Whittle	2624:55	29	81	4	6	14	32
Dennis Vaninger	1404:08	19	61	3	5	11	54
George Best	1843:00	21	63	4	1	9	11
Bill Ronson	1005:27	17	36	1	2	4	32
Ian Callaghan	1698:46	20	28	0	4	4	28
Colin Fowles	2122:17	27	21	1	2	4	34
Tony Whelan	2753:01	30	7	0	4	4	37
Gary Jones	625:14	12	18	1	1	3	27
John Ridley	2005:31	22	8	1	1	3	25
John Hickton	170:14	3	9	1	0	2	6
George Nanchoff	384:53	10	12	0	1	1	5
Roberto Aguirre	766:24	11	6	0	0	0	14
Tibor Gemeri	611:08	10	14	0	0	0	10
Curtis Leeper	287:36	7	2	0	0	0	5
Les Peterson	126:35	5	0	0	0	0	1
Mike Ortiz-Velez	34:00	1	0	0	0	0	0
Other	3135:19	40	80	5	4	14	64
Shootout Goals				2		4	
Own Goals				1		2	
<b>Strikers Totals:</b>	2753:01	30	618	50	50	150	492
<b>Opponents Totals:</b>	2753:01	30	501	59	65	183	475

## GOALKEEPING

No.	Player	Minutes	GMS	Saves	SO's	GLs Allwd	Average
1	Gordon Banks	946:43	11	64	2	22	2.09
18	Marine Cano	711:18	9	40	2	16	2.02
00	Ian Turner	1095:00	12	68	4	21	1.72
	<b>Strikers Totals:</b>	2753:01	30	172	8	59	1.92
	<b>Opponents Totals:</b>	2753:01	30	249	4	50	1.63

Scoring by Period	1	2	OT	TB	Total
Strikers	18	30	0	2	50
Opponents	20	36	3	0	59

### Winning Goals:

David Irving — 7  
 Ray Hudson — 3  
 George Dewsnip — 2  
 Norman Piper — 1  
 Maurice Whittle — 1  
 Shootout — 2

### Two Goal Games:

Ray Hudson — 2  
 David Irving — 2  
 George Best — 1  
 Dennis Vaninger — 1

### Overtime Goals:

None

### Shutouts:

Strikers — 8  
 Opponents — 6

### Hat Tricks:

David Irving — 1  
 (Club record, vs. Toronto, July 4, 1978)

### Penalty Kick Goals:

Maurice Whittle 3 of 5  
 Norman Piper 1 of 1

### SYMBOLS

GMS — games played  
 GLS — goals  
 ASSTS — assists  
 PTS — points

FLS — fouls  
 SO's — shutouts  
 GLS ALLWD — goals allowed



## Game-by-Game Results, 1978

No.	Date	Opponent	Score	W	L	BP	TP
1	Apr. 2	at New York	0-7	0	1	0	0
2	Apr. 9	Detroit	1-2	0	2	1	1
3	Apr. 16	at Washington	1-4	0	3	2	2
4	Apr. 22	Los Angeles	2-0	1	3	4	10
5	Apr. 29	Colorado	2-1	2	3	6	18
6	May 2	at Philadelphia	1-3	2	4	7	19
7	May 6	Memphis	3-2	3	4	10	28
8	May 13	San Diego	2-1	4	4	12	36
9	May 17	Washington	3-2	5	4	15	45
10	May 21	at Rochester	0-3	5	5	15	45
11	May 24	California	1-0	6	5	16	52
12	May 27	at Seattle	1-3	6	6	17	53
13	May 31	at Oakland	1-2	6	7	18	54
14	June 3	New England	2-0	7	7	20	62
15	June 7	at Dallas	1-3	7	8	21	63
16	June 10	Oakland	2-0	8	8	23	71
17	June 15	at Toronto	0-2	8	9	23	71
18	June 17	at Tampa Bay	2-3	8	10	25	73
19	June 24	New York	5-3	9	10	28	82
20	June 28	at Memphis	2-1	10	10	30	90
21	July 1	at San Jose	1-0	11	10	31	97
22	July 4	Toronto	4-0	12	10	34	106
23	July 9	at Houston	2-1	13	10	36	114
24	July 12	at California	0-5	13	11	36	114
25	July 15	Chicago	3-4	13	12	39	117
26	July 19	at New England	2-0	14	12	41	125
27	July 21	Philadelphia	1-0	15	12	42	132
28	July 26	Tampa Bay	1-2	15	13	43	133
29	July 30	at Detroit	2-4	15	14	45	135
30	Aug. 4	Rochester	2-1	16	14	47	143

## PLAYOFFS

		Score
Aug. 9	at New England	3-1
Aug. 13	Detroit	4-3
Aug. 16	at Detroit	0-1
Aug. 16	at Detroit (tie-breaker)	1-0
Aug. 20	Tampa Bay	3-2
Aug. 23	at Tampa Bay	1-3
Aug. 23	at Tampa Bay (tie-breaker)	0-1

## Month-by-Month Record, 1978

Month	GP	W	L	GF	GA	BP	TP
April	5	2	3	6	14	6	18
May	8	4	4	12	16	12	36
June	7	4	3	14	12	12	36
July	9	5	4	16	16	15	45
August	1	1	0	2	1	2	8
<b>Totals:</b>	<b>30</b>	<b>16</b>	<b>14</b>	<b>50</b>	<b>59</b>	<b>47</b>	<b>143</b>

## 1978 Stats

Shots		Fouls	
Strikers	618	Strikers	492
Opponents	501	Opponents	475

## 1978 Strikers Playoff Statistics

Player	Minutes	GMS	SHOTS	GLS	ASSTS	PTS	FLS
David Irving	515:36	5	19	5	0	10	10
Maurice Whittle	515:36	5	10	2	1	5	2
George Best	484:07	5	13	1	2	4	5
George Nanchoff	343:07	5	8	1	1	3	12
Ray Hudson	476:44	5	11	0	3	3	7
Bill Ronson	264:29	5	10	1	0	2	9
Gary Jones	241:16	4	3	0	1	1	4
John Ridley	515:36	5	1	0	0	0	13
Tony Whelan	515:36	5	3	0	0	0	4
Ian Callaghan	515:36	5	6	0	0	0	2
Colin Fowles	425:36	4	3	0	0	0	4
Dennis Vaninger	181:17	3	3	0	0	0	11
Curtis Leeper	100:29	2	0	0	0	0	1
Norman Piper	60:55	2	2	0	0	0	1
Own Goals				1		2	
Shootout Goals				1		2	
<b>Strikers Totals:</b>	<b>515:36</b>	<b>5</b>	<b>92</b>	<b>12</b>	<b>8</b>	<b>32</b>	<b>85</b>
<b>Opponents Totals:</b>	<b>515:36</b>	<b>5</b>	<b>99</b>	<b>11</b>	<b>9</b>	<b>31</b>	<b>87</b>

## GOALKEEPING

No.	Player	Minutes	GMS	Saves	So's	Gls. Allwd	Average
00	Ian Turner	515:36	5	30	0	11	1.92
	<b>Strikers Totals:</b>	<b>515:36</b>	<b>5</b>	<b>30</b>	<b>0</b>	<b>11</b>	<b>1.92</b>
	<b>Opponents Totals:</b>	<b>515:36</b>	<b>5</b>	<b>35</b>	<b>1</b>	<b>12</b>	<b>2.09</b>

## 1978 Strikers Playoff Results

### FIRST ROUND:

(W) Aug. 9 Ft. Lauderdale 3 at New England 1 (Irving, (18,672)  
Own Goal,  
Ronson)

### American Conference Semi Finals:

(W) Aug. 13 Detroit 3 at Ft. Lauderdale 4 (SO) (Ir- (11,517)  
ving 2,  
Whittle)

(L) Aug. 16 Ft. Lauderdale 0 at Detroit 1 (32,319)

### Tie Breaker Mini-Game:

(W) Aug. 16 Ft. Lauderdale 1 at Detroit 0 Nanchoff) (32,319)

### AMERICAN CONFERENCE FINALS:

(W) Aug. 20 Tampa Bay 2 at Ft. Lauderdale 3 (Whittle, (16,286)  
Irving,  
Best)

(L) Aug. 23 Ft. Lauderdale 1 at Tampa Bay 3 (Irving) (37,249)

### Tie Breaker Mini-Game:

(L) Aug. 23 Ft. Lauderdale 0 at Tampa Bay 1 (SO) (37,249)

# 1978 Strikers Scoring at a Glance

(G - Goals)

	BEST	BODONCZY	DEWSNIP	FOWLES	HICKTON	HUDSON	IRVING	JONES	PIPER	RIDLEY	ROLLAND	RONSON	VANINGER	WHITTLE
New York (0-7)	-	-	-	-	-	-	-	-	-	-	-	-	-	-
Detroit (1-2)	-	G	-	-	-	-	-	-	-	-	-	-	-	-
Washington (1-4)	-	-	-	-	-	-	G	-	-	-	-	-	-	-
Los Angeles (2-0)	-	-	G	G	-	-	-	-	-	-	-	-	-	-
Colorado (2-1)	-	-	-	-	-	-	G	-	-	-	-	-	-	-
Philadelphia (1-3)	-	-	G	-	-	-	-	-	-	-	-	-	-	-
Memphis (3-2)	-	-	G	-	G	-	-	-	-	-	-	-	-	-
San Diego (2-1)	-	-	-	-	-	G	-	-	-	-	G	-	-	-
Washington (3-2)	-	-	-	-	-	-	G	-	-	-	-	-	GG	-
Rochester (0-3)	-	-	-	-	-	-	-	-	-	-	-	-	-	-
California (1-0)	-	-	-	-	-	-	G	-	-	-	-	-	-	-
Seattle (1-3)	-	-	-	-	-	-	G	-	-	-	-	-	-	-
Oakland (1-2)	-	-	-	-	-	-	-	-	-	-	-	-	-	G
New Eng. (2-0)	-	-	-	-	-	-	-	G	-	-	-	-	-	G
Dallas (1-3)	-	-	-	-	-	-	-	-	G	-	-	-	-	-
Oakland (2-0)	-	-	-	-	-	-	G	-	G	-	-	-	-	-
Toronto (0-2)	-	-	-	-	-	-	-	-	-	-	-	-	-	-
Tampa Bay (2-3)	-	-	-	-	-	-	-	-	-	G	-	-	G	-
New York (5-3)	GG	-	-	-	-	G	GG	-	-	-	-	-	-	-
Memphis (2-1)	-	-	-	-	-	-	G	-	G	-	-	-	-	-
San Jose (1-0)	-	-	-	-	-	-	G	-	-	-	-	-	-	-
Toronto (4-0)	-	-	-	-	-	-	3G*	-	-	-	-	G	-	-
Houston (2-1)	-	-	-	-	-	-	GG	-	-	-	-	-	-	-
California (0-5)	-	-	-	-	-	-	-	-	-	-	-	-	-	-
Chicago (3-4)	-	-	-	-	-	GG	-	-	-	-	-	-	-	G
New Eng. (2-0)	-	-	-	-	-	GG	-	-	-	-	-	-	-	-
Philadelphia (1-0)	-	-	-	-	-	-	-	-	G	-	-	-	-	-
Tampa Bay (1-2)	-	-	-	-	-	G	-	-	-	-	-	-	-	-
Detroit (2-4)	G	-	-	-	-	-	G	-	-	-	-	-	-	-
Rochester (2-1)	-	-	-	-	-	-	-	-	-	-	-	-	-	G

\*hat trick

# FORT LAUDERDALE STRIKERS NUMERICAL ROSTER

No.	PLAYER	POS.	AGE	HT.	WT.	CITIZENSHIP	PREVIOUS CLUB
00	Steve Zerhusen	G	21	6-1	180	United States	Univ. of Maryland (Balt.)
1	Arnie Mausser	G	25	6-2	190	United States	Colorado
2	Maurice Whittle	D	30	5-8	150	England	Strikers
3	George Best	F	32	5-8	165	Ireland	Strikers
4	Ray Hudson	M	24	5-11	157	England	Strikers
5	Roy Wiggemansen	D	19	6-2	190	South Africa	Twente (Holland)
6	Tony Whelan	D	26	6-1	170	England	Strikers
7	Terry Park	M	22	5-11	160	England	Stockport County
8	Ken Fogarty	D	24	5-8	157	England	Stockport County
9	Dennis Vaninger	F	27	6-2	190	United States	Strikers
10	David Irving	F	27	5-9	170	England	Strikers
11	Clive Walker	F	20	5-7	165	England	Chelsea
12	Bob Corish	D	20	5-10	158	England	Derby County
13	Gary Jones	F	27	5-9	161	England	Strikers
14	Gary Stanley	M	25	5-9	170	England	Chelsea
15	Gerd Mueller	F	33	5-10	170	Germany	Bayern Munich
16	Mike Ortiz-Velez	M	21	5-8	150	United States	Strikers
17	Tibor Gerner	M	27	5-8	160	Canada	Strikers
18	Max Chicoye	G	25	6-0	177	United States	New York University
19	Al Njje	F	23	6-1	160	United States	Fla. International University
20	Teofilo Cubillas	M	30	5-9	158	Peru	Alianza-Lima
21	Tony Smith	M	24	5-10	160	United States	Florida Tech
22	Colin Fowles	M	25	5-10	170	United States	Strikers
23	Kevin McClinton	D	21	5-11	160	United States	Strikers
24	Curtis Leeper	M	23	5-11	160	United States	Strikers
25	Guy Newman	D	21	5-11	165	United States	Tampa Bay
26	Nico Bodonczy	F	24	6-0	165	United States	Strikers

HEAD COACH: Ron Newman (3rd Season)

TRAINER: Jeff Dooley

ASSISTANT COACH: David Chadwick

# FORT LAUDERDALE STRIKERS ALPHABETICAL ROSTER

No.	PLAYER	POS.	AGE	HT.	WT.	CITIZENSHIP	PREVIOUS CLUB
3	George Best	F	32	5-8	165	Ireland	Strikers
26	Nico Bodonczyk	F	24	6-0	165	United States	Strikers
18	Max Chicoye	G	25	6-0	177	United States	New York University
12	Bob Corish	D	20	5-10	158	England	Derby County
20	Teofilo Cubillas	M	30	5-9	158	Peru	Alianza-Lima
8	Ken Fogarty	D	24	5-8	157	England	Stockport County
22	Colin Fowles	M	25	5-10	170	United States	Strikers
17	Tibor Gerneri	M	27	5-8	160	Canada	Strikers
4	Ray Hudson	M	24	5-11	157	England	Strikers
10	David Irving	F	27	5-9	170	England	Strikers
13	Gary Jones	F	27	5-9	161	England	Strikers
24	Curtis Leeper	M	23	5-11	160	United States	Strikers
1	Arnie Mausser	G	25	6-2	190	United States	Colorado
23	Kevin McClinton	D	21	5-11	160	United States	Strikers
15	Gerd Mueller	F	33	5-10	170	Germany	Bayern Munich
25	Guy Newman	D	21	5-11	165	England	Tampa Bay
19	Al Njie	F	23	6-1	160	United States	Florida International
16	Mike Ortiz-Velez	M	21	5-8	150	United States	Strikers
7	Terry Park	M	22	5-11	160	England	Stockport County
21	Tony Smith	M	24	5-10	160	United States	Florida Tech
14	Gary Stanley	M	25	5-9	170	England	Chelsea
9	Dennis Vaninger	F	27	6-2	190	United States	Strikers
11	Clive Walker	F	20	5-7	165	England	Chelsea
6	Tony Whelan	D	26	6-2	170	England	Strikers
2	Maurice Whittle	D	30	5-8	150	England	Strikers
5	Roy Wiggemansen	D	19	6-1	190	South Africa	Twente (Holland)
00	Steve Zerhusen	G	21	6-1	180	United States	Univ. of Maryland (Balt.)

HEAD COACH: Ron Newman (3rd Season)

TRAINER: Jeff Dooley

ASSISTANT COACH: David Chadwick

# STRIKERS

## YEAR BY YEAR RESULTS

### 1972 (3-8-3)

1	Toronto	4	(L)	0	at Boston	3	(L)
1	Montreal	0	(W)	2	at Philadelphia	1	(W)
1	at New York	6	(L)	1	Dallas	0	(TW)
0	at Dallas	0	(T)	2	Philadelphia	0	(W)
1	Atlanta	5	(L)	Playoff Semifinal:			
1	at St. Louis	3	(L)	3	Dallas	1	(W)
0	at Rochester	2	(L)	NASL Championship:			
3	Dallas	0	(W)	3	Los Angeles	4	(TL)
1	at Toronto	3	(L)				
0	New York	2	(L)				
2	at Montreal	2	(T)				
3	Rochester	4	(L)				
1	at Atlanta	1	(T)				
2	St. Louis	0	(W)				

### 1973 (8-5-6)

0	Montreal	2	(L)
1	St. Louis	0	(W)
1	at New York	1	(T)
0	at Rochester	0	(T)
3	Dallas	3	(T)
2	at Atlanta	1	(W)
1	at Toronto	0	(W)
0	Philadelphia	2	(L)
0	at St. Louis	2	(L)
6	Veracruz	0	(W)
1	at Dallas	1	(T)
2	New York	1	(W)
2	Philadelphia	1	(W)
4	Atlanta	1	(W)
1	at Montreal	5	(L)
0	at Philadelphia	0	(T)
0	at New York	1	(L)
0	Toronto	0	(T)
2	Rochester	0	(W)

### 1974 (9-5-6)

2	at St. Louis	0	(W)
1	Toronto	2	(L)
2	at New York	1	(TW)
3	Vancouver	2	(TW)
4	Washington	1	(W)
1	at San Jose	0	(W)
1	at San Jose	0	(TW)
1	at Los Angeles	2	(L)
1	Rochester	0	(TW)
5	New York	3	(W)
0	at Rochester	2	(L)
3	Baltimore	2	(W)
2	at Washington	1	(TW)
1	at Baltimore	2	(L)
2	Boston	1	(W)
3	at Toronto	0	(W)
2	Seattle	1	(W)

### 1975 (14-8)

1	St. Louis	0	(W)
4	Hartford	0	(W)
3	at New York	2	(W)
4	Rochester	3	(W)
0	at Philadelphia	1	(L)
4	Boston	2	(W)
3	at Washington	1	(W)
2	Denver	0	(W)
0	Tampa Bay	1	(L)
2	at Tampa Bay	0	(W)
8	Washington	0	(W)
3	Baltimore	0	(W)
2	at Baltimore	3	(L)
1	at Philadelphia	2	(L)
0	at Chicago	2	(L)
0	at Toronto	2	(L)
1	Philadelphia	2	(L)
1	at Tampa Bay	5	(L)
2	Washington	1	(W)
2	at San Antonio	1	(W)
2	at Dallas	1	(W)
2	Baltimore	1	(W)
Playoff Quarterfinal:			
2	at Boston	1	(W)
Playoff Semifinal:			
0	at Tampa Bay	3	(L)

### 1976 (6-18)

0	New York	1	(L)
0	Toronto	1	(L)
0	at Washington	3	(L)
0	Boston	1	(L)
0	Rochester	3	(L)
2	at Chicago	4	(L)
1	Seattle	0	(W)
1	at Philadelphia	0	(W)
1	Hartford	2	(L)
0	San Antonio	1	(L)
1	at Hartford	2	(L)
1	at Rochester	3	(L)
3	Portland	1	(W)
0	at Vancouver	2	(L)

0	at Toronto	1	(L)
1	Tampa Bay	2	(L)
1	Chicago	4	(L)
3	Philadelphia	2	(W)
1	at Tampa Bay	4	(L)
3	at San Diego	4	(L)
0	at San Jose	3	(L)
3	Washington	2	(W)
3	at New York	8	(L)
5	at Boston	4	(W)

### 1977 (19-7)

2	St. Louis	1	(W)
4	Toronto	3	(W)
3	Connecticut	1	(W)
1	Washington	0	(W)
0	at Tampa Bay	1	(L)
0	at New York	3	(L)
2	Rochester	1	(W)
2	at Portland	0	(W)
1	at Vancouver	2	(L)
1	at Washington	0	(W)
0	New York	3	(L)
2	at Connecticut	0	(W)
0	at St. Louis	1	(L)
3	Hawaii	1	(W)
3	Dallas	0	(W)
1	at Rochester	3	(L)
3	Tampa Bay	2	(W)
2	at Toronto	0	(W)
1	San Jose	0	(W)
2	at Hawaii	1	(W)
3	at Los Angeles	1	(W)
2	at Las Vegas	1	(W)
3	Seattle	0	(W)
1	Chicago	2	(L)
3	at Chicago	0	(W)
4	Minnesota	2	(W)

Second Round Playoff Results:

3	at New York	8	(L)
2	New York	3	(L)

### 1978 (16-14)

0	at New York	7	(L)
1	Detroit	2	(L)
1	at Washington	4	(L)
2	Los Angeles	0	(W)
2	Colorado	1	(W)
1	at Philadelphia	3	(L)
3	Memphis	2	(W)
2	San Diego	1	(W)
3	Washington	2	(W)
0	at Rochester	3	(L)
1	California	0	(W)
1	at Seattle	3	(L)
1	at Oakland	2	(L)
2	New England	0	(W)
1	at Dallas	3	(L)
2	Oakland	0	(W)
0	at Toronto	2	(L)
2	at Tampa	3	(L)
5	New York	3	(W)
2	at Memphis	1	(W)
1	at San Jose	0	(W)
4	Toronto	0	(W)
2	at Houston	1	(W)
0	at California	5	(L)
3	Chicago	4	(L)
2	at New England	0	(W)
1	Philadelphia	0	(W)
1	Tampa	2	(L)
2	at Detroit	4	(L)
2	Rochester	1	(W)

### First Round Playoffs

3	at New England	1	(W)
---	----------------	---	-----

American Conference Semi-Finals

3	Detroit	4	(W)
0	at Detroit	1	(L)
1	at Detroit	0	(W)

American Conference Finals

3	Tampa Bay	2	(W)
1	at Tampa Bay	3	(L)
0	at Tampa Bay	1	(L)

## STRIKERS' HEAD COACHES

Year	Head Coach	W	L	T	Team Finish
1970	Lincoln Phillips	14	6	4	
1971	Alan Rogers	8	6	10	
1972	Sal DeRosa / Norman Sutherland	3	8	3	4th in Southern Division
1973	John Young	8	5	6	2nd in Eastern Division
1974	John Young	9	5	6	1st, Eastern Division
1975	Greg Myers	14	8	0	2nd, Eastern Division
1976	Greg Myers	6	18	0	5th, Eastern Division
1977	Ron Newman	19	7	0	1st, Eastern Division
1978	Ron Newman	16	14	0	3rd, Eastern Division
<b>TOTALS:</b>		97	77	29	

## STRIKERS' COACHES TOTALS

Coach	Years	W	L	T
Lincoln Phillips	1	14	6	4
Alan Rogers	1	8	6	10
Sal DeRosa	6 games	1	4	1
Norman Sutherland	8 games	2	4	2
John Young	2	17	10	12
Greg Myers	2	20	26	0
Ron Newman	2	35	21	0
<b>TOTALS:</b>	9	97	77	29

## STRIKER COACHES OF THE YEAR

John Young, 1974  
Ron Newman, 1977

## DID YOU KNOW . . .

Willie Evans was tabbed as the first-ever Striker (Gato) . . . Tony Whelan has played in every minute of every Striker game . . . The 1974 Miami Toros lost the Soccer Championship to Los Angeles 4-3 in a tie-breaker at the Orange Bowl.



## GAME-BY-GAME (1978 Home Attendance)

Game	Opponent	Date	Attend	Total	Avg.
1	Ft. Lauderdale	4/9	10,412	10,412	10,412
2	Los Angeles	4/22	7,718	18,130	9,065
3	Colorado	4/29	9,505	27,635	9,212
4	Memphis	5/6	7,547	35,182	8,796
5	San Diego	5/13	8,147	43,329	8,666
6	Washington	5/17	8,042	51,371	8,562
7	California	5/24	8,528	59,899	8,557
8	New England	6/3	10,547	70,446	8,806
9	Oakland	6/10	9,338	79,784	8,865
10	New York	6/24	13,569	93,353	9,335
11	Toronto	7/14	15,362	108,715	9,883
12	Chicago	7/15	13,087	121,802	10,150
13	Philadelphia	7/21	10,103	131,905	10,147
14	Tampa	7/26	15,094	146,999	10,500
15	Rochester	8/4	10,189	157,188	10,479

### PLAYOFFS:

1	Detroit	8/13	11,517	11,517	11,517
2	Tampa Bay	8/20	16,286	27,803	13,902

**Totals Playoff & Regular Season:** 184,991 10,882

## STRIKERS vs. Opponents, 1978

Team	GP	W	L	GF	GA	BP	TP
California	2	1	1	1	5	1	7
Chicago	1	0	1	3	4	3	3
Colorado	1	1	0	2	1	2	8
Dallas	1	0	1	1	3	1	1
Detroit	2	0	2	3	6	3	3
Houston	1	1	0	2	1	2	8
Los Angeles	1	1	0	2	0	2	8
Memphis	2	2	0	5	3	5	17
New England	2	2	0	4	0	4	16
New York	2	1	1	5	10	3	9
Oakland	2	1	1	3	2	3	9
Philadelphia	2	1	1	2	3	2	8
Rochester	2	1	1	2	4	2	8
San Diego	1	1	0	2	1	2	8
San Jose	1	1	0	1	0	1	7
Seattle	1	0	1	1	3	1	1
Tampa Bay	2	0	2	3	5	3	3
Toronto	2	1	1	4	2	3	9
Washington	2	1	1	4	6	4	10

## FT. LAUDERDALE STRIKERS Five All-Time Largest Crowds

No.	Opponent	Date	Attendance
1	Tampa Bay (Playoff)	August 20, 1978	16,286
2	Toronto	July 4, 1978	15,362
3	Tampa Bay	July 26, 1978	15,094
4	New York	June 8, 1978	14,358
5	New York (Playoff)	August 17, 1977	14,152

## TWO-YEAR ATTENDANCE SUMMARY

	1978*	1977
Total Attendance	482,292	232,686
Average	13,779	8,949
Total Home Attendance	184,991	105,923
Average	10,881	8,148
Total Away Attendance	297,301	126,763
Average	16,516	9,751

\*1978 figures include playoff games, 1977 figures do not.

## ALL-TIME STRIKERS RECORDS

(\*denotes no record prior to 1977)

### INDIVIDUAL OFFENSIVE RECORDS

- Most scoring points, season — 52 — (23 goals, 6 assists) Steve David, 1975 (22 games)
- Most scoring points, game — 10 — (5 goals) — Steve David vs. Washington, 6/20/75
- Most scoring points, one-half — 6 — (3 goals) — Steve David, vs. Washington, 6/20/75 (2nd half)
- Most goals, season — 23 (Steve David), 1975
- Most goals, game — 5 (Steve David) vs. Washington, 6/20/75.
- Most goals, one-half — 3 (Steve David) vs. Washington, 6/20/75 (2nd half)
- Most consecutive games scoring a goal — 7 (Steve David) 1975
- Fastest goal — 0:26 — Fred Pereira vs. Washington, 5/1/77
- Latest goal — 89:35 — Roman Rosul vs. Connecticut, 4/24/77
- Shortest time to score two goals — 7:52, Steve David vs. Washington, 6/20/75
- Shortest time to score three goals — 20:52, Steve David vs. Washington, 6/20/75
- Shortest time to score four goals — 36:15, Steve David vs. Washington, 6/20/75
- Shortest time to score five goals — 52:55, Steve David vs. Washington, 6/20/75
- Most goals on penalty kicks\* — 4 — Maurice Whittle, 1977
- Most goals on penalty kicks, game — 1, held by many players
- Most penalty kicks missed, season — 2 — Maurice Whittle, 1977
- Most assists, season — 12, Ronnie Sharp, 1975
- Most assists, game — 4, Roberto Aguirre vs. New York, 6/14/74
- Most assists, one-half — 3, Roberto Aguirre vs. New York 6/14/74
- Most consecutive games with an assist\* — 4, George Dewsnip, 1977
- Most shots, season — 118, Steve David, 1975
- Most shots, game — 14, Steve David, vs. Washington, 6/20/75
- Most fouls, season — 63, Ace Ntsoelengoe, 1973
- Most minutes played, season — 2753:01, Tony Whelan, 1978
- Most games started, season — 30, Tony Whelan, 1978
- Most games played, season — 30, Tony Whelan, 1978
- Most consecutive games played — 56, Tony Whelan, 1978 (to present)

### GOALKEEPER RECORDS

- Most goals allowed, season — 31, Van Taylor, 1976
- Best goals-against average, season, 1.12, Gordon Banks, 1977
- Fewest goals allowed, season\* — 29, Gordon Banks, 1977
- Most shutouts, season — 9, Gordon Banks, 1977
- Most consecutive shutouts, season\* — 2, Gordon Banks, 1977 and Ian Turner, 1978
- Most consecutive minutes without allowing a goal, season\* — 264:34, Gordon Banks, 1977
- Most saves, game — 12\*, Gordon Banks, at New York, 5/15/77
- Fewest saves game\* — 1, Gordon Banks, vs. Detroit, 4/9/78
- Fewest saves, game both teams\* — 5, Gordon Banks, Ft. Lauderdale (2) and Eric Martin, Washington, (3), at Washington, 6/4/77
- Most saves, game without allowing a goal\* — 9, Gordon Banks (3 times) at Toronto, 7/7/77, at Chicago, 7/30/77 and vs. California, 5/24/78; Marine Cano, vs. New England, 6/3/78; Ian Turner at New England, 7/19/78
- Most saves, season — 184, Osvaldo Toriani, 1974

## TEAM GENERAL RECORDS

Most games won, season — 19, 1977  
Highest winning percentage, season — 730, 1977 (19 of 26 games)  
Fewest games won, season — 3, 1972  
Lowest winning percentage, season — .250, 1976 (6 of 24)  
Most home wins, season — 12, 1978  
Most home losses, season — 8, 1976  
Most road wins, season — 8, 1977  
Most road losses, season — 11, 1978  
Most consecutive games won — 7, 1977  
Most consecutive games lost — 6, 1975 and 1976  
Most consecutive home games won — 14, 1974 through 1975  
Most consecutive home games lost — 4, 1976  
Most consecutive road games won — 5, 1977  
Most consecutive road games lost — 9, 1978  
Most games lost, season — 18, 1976  
Most games tied, season — 6, 1973 and 1974  
Most tie-breakers, season — 6, 1974  
Most tie-breaker games won, season — 6, 1974  
Most tie-breaker games lost, season — 4, 1976

## TEAM OFFENSIVE RECORDS

Most goals scored, season — 50, 1978  
Highest goals-per-game average, season — 2.14, 1975 (47 in 22 games)  
Fewest goals scored, season — 17, 1972  
Lowest goals per-game average, season — 1.21, 1976  
Most goals, game — 8, vs. Washington, 6/20/75  
Most goals, game both teams — 10, Miami (2) at New York (8), 8/10/76  
Largest margin of victory — 8 (8-0), vs. Washington, 6/20/75  
Largest margin of defeat — 7, Ft. Lauderdale at New York, 4/2/78 (7-0)  
Most games scoring five or more goals, season — 1, 1973, 1974, 1975, 1976 and 1978.  
Most games scoring four or more goals, season — 4, 1975  
Most games scoring three or more goals, season — 9, 1977  
Most games scoring two or more goals, season — 16, 1977  
Most games scoring one or more goals, season — 24, 1978  
Most goals, two consecutive games — 11, 1975  
Most goals, three consecutive games, — 13, 1975  
Most goals, four consecutive games — 15, 1975  
Most goals, five consecutive games — 16, 1975  
Most goals, tie-game, — 6, Dallas 3, Miami 3, 1973  
Shortest time to score two goals, game — 0:15, vs. Dallas, 6/25/77  
Shortest time to score three goals, game — 20:52, vs. Washington, 6/20/75  
Shortest time to score four goals, game — 36:15 vs. Washington, 6/20/75  
Shortest time to score five goals, game — 52:55, vs. Washington, 6/20/75  
Most games held scoreless, season — 9, 1976  
Fewest games held scoreless, season — 2, 1974  
Most consecutive games held scoreless — 5, 1976  
Most shots, game — 38, vs. Washington, 6/20/75 and vs. San Jose, 7/10/77  
Most shots game, both teams \* — 48, Strikers (30) at Toronto (18), 7/7/77  
Fewest shots, game — 5, vs. Rochester, 5/8/76  
Fewest shots, game, both teams \* — 19, Strikers (12) at Washington (7), 6/4/77  
Most penalty kicks, game\* — 1, many times  
Most penalty kicks, game, both teams\* — 2, many times.  
Most penalty kicks attempted season,\* — 6, 1978  
Most penalty kicks made, season\* — 4, 1977, 1978  
Most penalty kicks missed, season\* — 2, 1978

## TEAM DEFENSIVE RECORDS

Most goals allowed, season — 59, 1978  
Highest average goals per game allowed, season — 2.28, 32 goals in 14 games, 1972  
Fewest goals allowed, season — 22, 1973 (19 games)  
Lowest average goals per game allowed, season — 1.12, 1977  
Most goals allowed, game — 8, at New York, 8/10/76  
Most games holding opposition scoreless — 9, 1977  
Most consecutive games holding opposition scoreless — 3, 1973  
Most games holding opposition to one goal or none — 18, 1977  
Most consecutive games holding opposition holding opposition to one goal or none — 6, 1975, 1977  
Most games holding opposition to two goals or fewer — 22, 1977  
Most penalty kicks against, season\* — 3, 1978

## ATTENDANCE

Largest attendance, regular season — 44,442 at New York, 4/2/79  
Largest home attendance, regular season — 18,290, vs. Toronto, 5/10/74 (Orange Bowl)  
Largest home attendance, Ft. Lauderdale, regular season — 15,362 vs. Toronto, 7/4/78  
Largest attendance, playoff game — 77,691, at New York, 8/14/77  
Largest attendance, home playoff game — 16,286 vs. Tampa Bay, 8/2/78  
Largest attendance, exhibition game — 22,474 vs. Santos of Brazil, 1973 (Orange Bowl)  
Largest season attendance — 157,188 (15 games) 1978  
Largest average attendance, season, 10,479 (15 games) 1978



*German superstar Gerd Mueller is welcomed to the Strikers by Irish international star George Best (left) and Peru's Teofilo Cubillas.*

## Playoff Structure

The playoff structure of the NASL reflects the size and competitive level of the League. Under the system, 16 teams will qualify — the top two in each division as well as two wildcards from each Conference. Wildcard teams will be entered solely on the basis of total points in the final standings.

### 1979 Playoff Dates

Tues.-Thurs.	Aug. 14-16	Conference Quarter-Finals (First Round)
Fri.-Mon.	Aug. 17-20	Conference Quarter-Finals (Second Round)
Tues.-Thurs.	Aug. 21-23	Conference Semi-Finals (First Round)
Fri.-Mon.	Aug. 24-27	Conference Semi-Finals (Second Round)
Tues.-Thurs.	Aug. 28-30	Conference Championships (First Round)
Fri.-Mon.	Aug. 31- Sept. 3	Conference Championships (Second Round)
Sat.	Sept. 8	Soccer Bowl-79, Giants Stadium, E. Rutherford, NJ

Playoffs will progress within Conferences to produce an American and National representative for the Soccer Bowl.

Following is the manner in which teams will qualify and be paired for the Conference Quarter-Finals:

### American Conference

- A1-Division winner with most points
- A2-Division winner with 2nd most points
- A3-Division winner with fewest points
- A4-2nd place team with most points
- A5-2nd place team with 2nd most points
- A6-2nd place team with fewest points
- A7-Wildcard team with most points
- A8-Wildcard team with fewest points

### National Conference

- N1-Division winner with most points
- N2-Division winner with 2nd most points
- N3-Division winner with fewest points
- N4-2nd place team with most points
- N5-2nd place team with 2nd most points
- N6-2nd place team with fewest points
- N7-Wildcard team with most points
- N8-Wildcard team with fewest points

### Conference Quarter-Final Pairings

1st Round		2nd Round	
A1 at A8	N1 at N8	A8 at A1	N8 at N1
A2 at A7	N2 at N7	A7 at A2	N7 at N2
A3 at A6	N3 at N6	A6 at A3	N6 at N3
A4 at A5	N4 at N5	A5 at A4	N5 at N4

Home and home series will be played in the quarter-finals, semi-finals and conference championships. The first round of the semi-finals and conference championship series will have the team with the least points hosting the team with the most points. The team with the most points will host the second game of each series.

The NASL Championship, Soccer Bowl, is one game.

# 1972-1978 STRIKERS' SERIES RECORDS

## vs. Atlanta Chiefs (original)

Strikers Won 2, Lost 1 Tied 1

1972	1 Atlanta	5
	1 at Atlanta	1
1973	2 at Atlanta	1
	4 Atlanta	1

Franchise known as Atlanta Apollo, 1973

## vs. Atlanta Chiefs (current)

Strikers Won 1, Lost 0

1978	2 Colorado	1
------	------------	---

franchise known as Colorado Caribous, 1978

## vs. Boston Minutemen

Strikers Won 3, Lost 2

1974	2 Boston	1
	0 at Boston	3
1975	4 Boston	2
1976	0 Boston	1
	5 at Boston	4

## vs. California Surf

Strikers Won 6, Lost 4

1972	1 at St. Louis	3
	2 St. Louis	0
1973	1 St. Louis	0
	0 at St. Louis	2
1974	2 at St. Louis	0
1975	1 St. Louis	0
1976	did not play	
1977	2 St. Louis	1
	0 at St. Louis	1
1978	1 California	0
	0 at California	5

franchise known as St. Louis Stars, 1972-77

## vs. Chicago Sting

Strikers Won 1, Lost 5

1975	0 at Chicago	2
1976	2 at Chicago	4
	1 Chicago	4
1977	1 Chicago	2
	3 at Chicago	0
1978	3 Chicago	4

## vs. Dallas Tornado

Strikers Won 4, Lost 1, Tied 3

1972	0 at Dallas	0
	3 Dallas	0
1973	3 Dallas	3
	1 at Dallas	1
1974	1 Dallas	0
1975	2 at Dallas	1
1976	did not play	
1977	3 Dallas	0
1978	1 at Dallas	3

## vs. Detroit Express

Strikers Won 0, Lost 2

1978	1 Detroit	2
	2 at Detroit	4

## vs. Edmonton Drillers

Strikers Won 4, Lost 3

1975	4 Hartford	0
1976	1 Hartford	2
	1 at Hartford	2
1977	3 Connecticut	1
	2 at Connecticut	0

1978	1 at Oakland	2
	2 Oakland	0

franchise known as Hartford Bicentennials, 1975-76; Connecticut Bicentennials, 1977; Oakland Stompers, 1978

## vs. Houston Hurricane

Strikers Won 1, Lost 0

1978	2 at Houston	1
------	--------------	---

## vs. Los Angeles Aztecs

Strikers Won 2, Lost 1

1974	1 at Los Angeles	2
1975	did not play	
1976	did not play	
1977	3 at Los Angeles	1
1978	2 Los Angeles	0

## vs. Memphis Rogues

Strikers Won 2, Lost 0

1978	3 Memphis	2
	2 at Memphis	1

## vs. Minnesota Kicks

Strikers Won 2, Lost 0

1975	2 Denver	0
1976	did not play	
1977	4 Minnesota	2
1978	did not play	

franchise known as Denver Dynamos, 1974, 1975

## vs. Montreal Olympiques

Strikers Won 1, Lost 2, Tied 1

1972	1 Montreal	0
	2 at Montreal	2
1973	0 at Montreal	2
	1 at Montreal	5

## vs. New England Tea Men

Strikers Won 2, Lost 0

1978	2 New England	0
	2 at New England	0

## vs. New York Cosmos

Strikers Won 5, Lost 8, Tied 1

1972	1 at New York	6
	0 New York	2
1973	1 at New York	1
	2 New York	1
	0 at New York	1
1974	2 at New York	1
	5 New York	3
1975	3 at New York	2
1976	0 New York	1
	2 at New York	8
1977	0 at New York	3
	0 New York	3
1978	0 at New York	7
	5 New York	3

## vs. Philadelphia Atoms

Strikers Won 5, Lost 4, Tied 1

1973	0 Philadelphia	2
	2 Philadelphia	1
	0 at Philadelphia	0
1974	2 at Philadelphia	1
	2 Philadelphia	0
1975	0 at Philadelphia	1
	1 at Philadelphia	2
	1 at Philadelphia	2
1976	1 at Philadelphia	0
	3 Philadelphia	2

<b>vs. Philadelphia Fury</b>			1976	1 Tampa Bay	2
Strikers Won 1, Lost 1				1 at Tampa Bay	4
1978	1 at Philadelphia	3	1977	0 at Tampa Bay	1
	1 Philadelphia	0		3 Tampa Bay	2
<b>vs. Portland Timbers</b>			1978	2 at Tampa Bay	3
Strikers Won 2, Lost 0				1 Tampa Bay	2
1976	3 Portland	1	<b>vs. Toronto Blizzard</b>		
1977	2 at Portland	0	Strikers Won 5, Lost 7, Tied 1		
1978	did not play		1972	1 Toronto	4
<b>vs. Rochester Lancers</b>				1 at Toronto	3
Strikers Won 5, Lost 6, Tied 1			1973	1 at Toronto	0
1972	0 at Rochester	2		0 at Toronto	0
	3 Rochester	4	1974	1 Toronto	2
1973	0 at Rochester	0		3 at Toronto	0
	2 Rochester	0	1975	0 at Toronto	2
1974	1 Rochester	0	1976	0 Toronto	1
1975	4 Rochester	3		0 at Toronto	1
1976	0 Rochester	3	1977	4 Toronto	3
	1 at Rochester	3		2 at Toronto	0
1977	2 Rochester	1	1978	0 at Toronto	2
	1 at Rochester	3		4 Toronto	0
1978	0 at Rochester	3	franchise known as Metros, 1972-78		
	2 Rochester	1	<b>vs. Tulsa Roughnecks</b>		
<b>vs. San Diego Sockers</b>			Strikers Won 3, Lost 1		
Strikers Won 5, Lost 3			1975	2 at San Antonio	1
1974	3 Baltimore	2	1976	0 San Antonio	1
	1 at Baltimore	2	1977	3 Hawaii	1
1975	3 Baltimore	0		2 at Hawaii	1
	2 at Baltimore	3	1978	did not play	
	2 Baltimore	1	franchise known as San Antonio Thunder, 1975-76, Team Hawaii, 1977		
1976	3 at San Diego	4	<b>vs. Vancouver Whitecaps</b>		
1977	2 at Las Vegas	1	Strikers Won 1, Lost 2		
1978	2 San Diego	1	1974	3 Vancouver	2
franchise known as Baltimore Comets, 1974-75, San Diego Jaws, 1976, Las Vegas Quicksilvers, 1977			1975	did not play	
<b>vs. San Jose Earthquakes</b>			1976	0 at Vancouver	2
Strikers Won 3, Lost 1			1977	1 at Vancouver	2
1974	1 at San Jose	0	1978	did not play	
1975	did not play		<b>vs. Washington Diplomats</b>		
1976	0 at San Jose	3	Strikers Won 9, Lost 2		
1977	1 San Jose	0	1974	4 Washington	1
1978	1 at San Jose	0		2 at Washington	1
<b>vs. Seattle Sounders</b>			1975	3 at Washington	1
Strikers Won 3, Lost 1				8 Washington	0
1974	2 Seattle	1		2 Washington	1
1975	did not play		1976	0 at Washington	3
1976	1 Seattle	0		3 Washington	2
1977	3 Seattle	0	1977	1 Washington	0
1978	1 at Seattle	3		1 at Washington	0
<b>vs. Tampa Bay Rowdies</b>			1978	1 at Washington	4
Strikers Won 2, Lost 7				3 Washington	3
1975	0 Tampa Bay	1			
	2 at Tampa Bay	0			
	1 at Tampa Bay	5			



## STRIKERS vs. the NASL

	WON	LOST	TIED	Pct.
Atlanta	1	0	0	1.000
California	6	4	0	.600
Chicago	1	5	0	.167
Dallas	4	1	3	.800
Detroit	0	2	0	.000
Edmonton	4	3	0	.571
Los Angeles	2	1	0	.667
Houston	1	0	0	1.000
Memphis	2	0	0	1.000
Minnesota	2	0	0	1.000
New England	2	0	0	1.000
New York	5	8	1	.385
Philadelphia	1	1	0	.500
Portland	2	0	0	1.000
Rochester	5	6	1	.455
San Diego	5	3	0	.625
San Jose	3	1	0	.750
Seattle	3	1	0	.750
Tampa Bay	2	7	0	.222
Toronto	5	7	1	.417
Tulsa	3	1	0	.750
Vancouver	1	2	0	.333
Washington	9	2	0	.819
<b>Totals:</b>	<b>69</b>	<b>55</b>	<b>6</b>	<b>.556</b>

*Record includes only teams currently in N.A.S.L.*

## ALL TIME STRIKERS DRAFT

### 1972

1. Alain Maca, Brockport State
2. Jim Kane, Jacksonville
3. Chris Furlong, Villanova
4. Traded to St. Louis for future considerations.
5. Traded to St. Louis for future considerations

### 1973

1. Mike Seerey, St. Louis Univ.
2. Galvin Turner, Univ. of S. Fla.
3. Max Kernick, Univ. of S. Fla.
4. Greg McElroy, Univ. of S. Fla.
5. Passed

### 1974

- 1a. Don Ries, Penn
- 1b. Kip Jordan, Cornell
- 2a. Larry Houston, Penn
- 2b. Bill Frost, Brown
3. Tim Smith, Univ. Missouri, St. Louis
4. Bruce Allen, Penn State

### 1975

- 1a. Trakoon Jirasuradet, Florida Int'l. Univ.
- 1b. Tim Hunter, Univ. Conn.
2. Thomas Coburn, Univ. Mass.

3. Traded to New York for Ralph Wright

4. Steve Lee, Florida Int'l. Univ.

### 1976

- 1a. Roman Rosul, Cleveland St.
- 1b. John Shields, Loyola (Balt.)
2. Denny Lee, Rockhurst
3. Tom Nowicki, Cleveland St.
4. Raul Luzarraga, Fla. Int'l. Univ.

### 1977

1. Fred Pereira, Brown
- 2a. Franz Grueter, Babson
- 2b. Curtis Leeper, Fla. Int'l. Univ.
- 2c. George Nanchoff, Univ. Akron
3. Charlie Krupansky, Dartmouth
4. Robbie Moore, Bowdoin

### 1978

1. Mike Ortiz-Velez, Erskin, (S.C.)
2. Les Peterson, Fla. Int'l. Univ.
3. Ken Hammond, N.J. Inst. Tech.
4. Jan Kapstad, N. Adams State (Mass.)

# NASL OFFICE DIRECTORY


**Address:** North American Soccer League  
1133 Avenue of the Americas  
Suite 3500  
New York, N.Y. 10036

**Telephone:** 212/575-0066  
**Telex:** 126705 (PROSOCCER NYK)

League Commissioner	Phil Woosnam
Assistant to the Commissioner	Edie Whiting
Director of Administration	Ted Howard
Comptroller	Mac Colvan
Director of Officials	Keith Walker
Public Relations Director	Jim Trecker

## **NASL Marketing, Inc.**

President	Steve Caspers
Vice President (Advertising)	Frank Cuzzi
Vice President (Licensing)	Dick Dolce
Director of Broadcasting	Ian Bain



# NASL Alignment

## National Conference

---

### Eastern Division

---

Toronto Blizzard (Exhibition Stadium)  
Rochester Lancers (Holleder Stadium)  
New York Cosmos (Giants Stadium)  
Washington Diplomats (RFK Stadium)

---

### Central Division

---

Minnesota Kicks (Metropolitan Stadium)  
Tulsa Roughnecks (Skelly Stadium)  
Atlanta Chiefs (Atlanta-Fulton County Stadium)  
Dallas Tornado (Ownby Stadium)

---

### Western Division

---

Vancouver Whitecaps (Empire Stadium)  
Seattle Sounders (Kingdome)  
Portland Timbers (Portland Civic Stadium)  
Los Angeles Aztecs (Rose Bowl)

---

## American Conference

---

### Eastern Division

---

New England Tea Men (Schaefer Stadium)  
Philadelphia Fury (Veterans Stadium)  
Tampa Bay Rowdies (Tampa Stadium)  
Ft. Lauderdale Strikers (Lockhart Stadium)

---

### Central Division

---

Detroit Express (Pontiac Silverdome)  
Chicago Sting (Wrigley/Soldier Field)  
Memphis Rogues (Liberty Bowl)  
Houston Hurricane (Astrodome)

---

### Western Division

---

Edmonton Drillers (Commonwealth Stadium)  
San Jose Earthquakes (Spartan Stadium)  
California Surf (Anaheim Stadium)  
San Diego Sockers (San Diego Stadium)

# 1978 Final Regular Season NASL Standings\*

## National Conference

### Eastern Division

	GP	W	L	GF	GA	BP	TP
New York	30	24	6	88	39	68	212
Washington	30	16	14	55	47	49	145
Toronto	30	16	14	58	47	48	144
Rochester	30	14	16	47	52	47	131

### Central Division

Minnesota	30	17	13	58	43	54	156
Tulsa	30	15	15	49	46	42	132
Dallas	30	14	16	51	53	47	131
Colorado	30	8	22	34	66	33	81

### Western Division

Vancouver	30	24	6	68	29	55	199
Portland	30	20	10	50	36	47	167
Seattle	30	15	15	50	45	48	138
Los Angeles	30	9	21	36	69	34	88

## American Conference

### Eastern Division

New England	30	19	11	62	39	51	165
Tampa Bay	30	18	12	63	48	57	165
Ft. Lauderdale	30	16	14	50	59	47	143
Philadelphia	30	12	18	40	58	39	111

### Central Division

Detroit	30	20	10	68	36	56	176
Chicago	30	12	18	57	64	51	123
Memphis	30	10	20	43	58	41	101
Houston	30	10	20	37	61	36	96

### Western Division

San Diego	30	18	12	63	56	56	164
California	30	13	17	43	49	37	115
Oakland	30	12	18	34	59	31	103
San Jose	30	8	22	36	81	35	83

GP—Games Played

L—Lost

GF—Goals For

BP—Bonus Points

GA—Goals Against

TP—Total Points

W—Won

\* Total Points—Win—6 Pts., Loss—0 Pts.

Bonus points: one point is awarded for each goal scored up to a maximum of three per team per game.

## NASL Standing Points System

Each winning team will be awarded six points toward its NASL season standings. No points will be given for a loss. Winners and losers will receive one point in the standings for each goal scored in a game with a maximum of three such bonus points awarded per team. Winning teams who score three or more goals in the game will receive nine points in the league standings. Losing teams can get no more than three points (for three or more goals) in the standings.

## Formula for Breaking Standings Ties for Playoff Positions

An eight-step procedure is in use to determine the order of finish in regular season play and thus break any ties that may exist in the point totals. The order of finish within a division is determined as follows:

- a. greatest number of points determined by the NASL point system
- b. greatest number of points; accrued by results only (i.e., no bonus points)
- c. the greater goal difference (goals for minus goals against)
- d. the most outright wins (i.e., no overtime, no shootout wins)
- e. the greater number of goals scored
- f. procedures a thru c applied to road games only
- g. procedures a thru c applied to home games only
- h. coin toss

## Playoff Results

---

### Soccer Bowl-78

---

August 27 at New York — New York 3, Tampa Bay 1 (74,901)

---

### Conference Championships

---

#### American Conference

August 20 at Ft. Lauderdale — Ft. Lauderdale 3, Tampa 2  
(16,286)

August 23 at Tampa — Tampa 3, Ft. Lauderdale 1 (37,249)  
Tampa Bay 1, Ft. Lauderdale 0(SO)

#### National Conference

August 18 at Portland — New York 1, Portland 0 (24,515)

August 23 at New York — New York 5, Portland 0 (65,287)

---

### Conference Semi-Finals

---

August 12 at Portland — Portland 1, Vancouver 0 (16,437)

August 16 at Vancouver — Portland 2, Vancouver 1 (32,266)

August 13 at Ft. Lauderdale — Ft. Lauderdale 4, Detroit 3  
(SO)(11,517)

August 16 at Detroit — Detroit 1, Ft. Lauderdale 0 (32,319)  
Ft. Lauderdale 1, Detroit 0 (OT)

August 14 at San Diego — Tampa 1, San Diego 0 (8,014)

August 16 at Tampa — San Diego 2, Tampa 1 (32,495)  
Tampa 1, San Diego 0 (OT)

August 14 at Minnesota — Minnesota 9, New York 2 (45,863)

August 16 at New York — New York 4, Minnesota 0(60,199)  
New York 1, Minnesota 0 (SO)

---

### First Round

---

August 8 at San Diego — San Diego 2, California 1 (6,238)

August 8 at Tampa Bay — Tampa Bay 3, Chicago 1 (26,596)

August 8 at Detroit — Detroit 1, Philadelphia 0 (22,456)

August 9 at Vancouver — Vancouver 4, Toronto 0 (30,811)

August 9 at New York — New York 5, Seattle 2 (47,780)

August 9 at Portland — Portland 2, Washington 1 (OT)  
(14,230)

August 9 at New England — Ft. Lauderdale 3, New England 1  
(18,672)

August 10 at Minnesota — Minnesota 3, Tulsa 1 (36,478)

## NASL Leading Scorers

	GP	G	A	TP
Giorgio Chinaglia, New York	30	34	11	79
Mike Flanagan, New England	28	30	8	68
Trevor Francis, Detroit	19	22	10	54
Kevin Hector, Vancouver	28	21	10	52
Rodney Marsh, Tampa Bay	26	18	16	52
Jeff Bourne, Dallas	30	21	8	50
Karl-Heinz Granitza, Chicago	22	19	9	47
Alan Willey, Minnesota	30	21	3	45
Ivan Lukacevic, Toronto	17	16	5	37
David Irving, Ft. Lauderdale	28	16	5	37
Bob Lenarduzzi, Vancouver	29	10	17	37
Vladislav Bogicevic, New York	30	10	17	37

## NASL Leading Goalkeepers\*

	GP	Min.	Sv	GA	SH	GAA
Phil Parkes, Vancouver	29	2650	133	28	10	0.95
Erol Yasin, New York	22	1916	129	24	6	1.13
Mick Poole, Portland	30	2783	173	36	9	1.16
Steve Hardwick, Detroit	30	2734	179	36	9	1.19
Kevin Keelan, New England	29	2621	158	36	7	1.24
Winston Dubose, Tampa Bay	15	1352	68	19	4	1.26
Zeljko Bilecki, Toronto	17	1550	122	23	6	1.34
Dave Jokerst, California	17	1574	79	24	6	1.37
Colin Boulton, Tulsa	29	2531	160	39	10	1.39
Tony Chursky, Seattle	28	2617	175	41	9	1.41
Bill Irwin, Washington	27	2362	178	39	5	1.49
Keith Van Eron, Houston	19	1737	114	31	6	1.60

GP—Games Played

G—Goals

A—Assists

TP—Total Points

Min.—Minutes

Sv—Saves

GA—Goals Against

GAA—Goals Against Average

SH—Shutouts

\*(Need 1350 minutes to qualify)

## National Conference Statistics

Leading Scorers	GP	G	A	TP
Giorgio Chinaglia, New York	30	34	11	79
Kevin Hector, Vancouver	28	21	10	52
Jeff Bourne, Dallas	30	21	8	50
Alan Willey, Minnesota	30	21	3	45
Ivan Lukacevic, Toronto	17	16	5	37
Bob Lenarduzzi, Vancouver	29	10	17	37
Vladislav Bogicevic, New York	30	10	17	37
Paul Cannell, Washington	24	14	7	35
Steve Hunt, New York	25	12	11	35
Clyde Best, Portland	30	12	9	33

Leading Goalkeepers *	GP	Min.	Sv	GA	SH	GAA
Phil Parkes, Vancouver	29	2650	133	28	10	0.95
Erol Yasin, New York	22	1916	129	24	6	1.13
Mick Poole, Portland	30	2783	173	30	9	1.16
Zeljko Bilecki, Toronto	17	1550	122	23	6	1.34
Colin Boulton, Tulsa	29	2531	160	39	10	1.39
Tony Chursky, Seattle	28	2617	175	41	9	1.41
Bill Irwin, Washington	27	2362	178	39	5	1.49
Ken Cooper, Dallas	21	1905	89	35	3	1.65
Ratko Svilar, Rochester	16	1398	87	26	3	1.67
Geoff Barnett, Minnesota	19	1761	107	34	3	1.74
Arnie Mausser, Colorado	28	2585	197	61	3	2.12

## American Conference Statistics

Leading Scorers	GP	G	A	TP
Mike Flanagan, New England	28	30	8	68
Trevor Francis, Detroit	19	22	10	54
Rodney Marsh, Tampa Bay	26	18	16	52
Karl-Heinz Granitza, Chicago	22	19	9	47
David Irving, Ft. Lauderdale	28	16	5	37
Keith Furphy, Detroit	30	11	12	34
David Robb, Tampa Bay	27	13	6	32
Jean Willrich, San Diego	30	9	13	31
Arno Steffenhagen, Chicago	12	13	3	29
Walker McCall, San Diego	19	11	7	29
David Bradford, Detroit	30	9	11	29

Leading Goalkeepers *	GP	Min.	Sv	GA	SH	GAA
Steve Hardwick, Detroit	30	2734	179	36	9	1.19
Kevin Keelan, New England	29	2621	158	36	7	1.24
Winston Dubose, Tampa Bay	15	1352	68	19	4	1.26
Dave Jokerst, California	17	1574	79	24	6	1.37
Keith Van Eron, Houston	19	1737	114	31	6	1.60
Alan Mayer, San Diego	30	2798	217	55	6	1.77
John Houska, Memphis	19	1725	88	35	4	1.83
Shep Messing, Oakland	25	2332	185	48	5	1.85
Keith MacRae, Philadelphia	23	1958	167	42	2	1.93
Mervyn Cawston, Chicago	23	2106	170	46	2	1.97
Mike Hewitt, San Jose	22	1976	159	48	6	2.19

GP—Games Played

G—Goals

A—Assists

TP—Total Points

Min.—Minutes

Sv—Saves

GA—Goals Against

GAA—Goals Against Average

SH—Shutouts

\*(Need 1350 minutes to qualify)

## Roster and Citizenship Requirements

Rosters of NASL teams may not consist of any more than 30 players. In the first 17 players, a club may have no more than 11 non-citizens (minimum six citizens of the U.S. or Canada, regardless of the roster size).

A club may have an additional 13 players on its roster, providing a ratio of citizens as follows:

Roster Size	Minimum No. of Citizens	Maximum No. of Non-Citizens
17	6	11
18	7	11
19	8	11
20	8	12
21	9	12
22	10	12
23	10	13
24	11	13
25	12	13
26	12	14
27	13	14
28	14	14
29	15	14
30	16	14

## Playing Roster

No more than 16 players may be selected for a game and entered on its line-up card.

No more than 11 of the 16 players may be non-citizens and no more than 9 non-citizens may be on the field at any one time.

The Americanization process will continue in the coming years. NASL owners adopted the following limits for non-No. Americans on the field in October of 1977:

Years	Maximum No. of Non-Citizens
1978-79	9
1980-81	8
1982-83	7
1984-85	6



# Score in adidas



Beckenb. Effet



Bras



Junic



Franz Beckenbauer

Selected by the majority of teams competing in the Soccer World Cup adidas shoes and textiles are designed for the ultimate in comfort and performance on the field. So if you're out to score make sure you're in adidas too.

adidas<sup>®</sup> 

The all-sports people

## 1979 North American Soccer League Schedule

Day	Date	Opponents	Time*		
Saturday	March 24	California at San Diego	7:30 p.m.		
		Detroit at Dallas	8:00 p.m.		
		Philadelphia at Memphis	7:30 p.m.		
Sunday	March 25	Ft. Lauderdale at Washington	2:30 p.m.		
Friday	March 30	Tulsa at Seattle	7:30 p.m.		
		Dallas at Vancouver	8:00 p.m.		
		Chicago at California	7:30 p.m.		
Saturday	March 31	New York at San Diego	7:30 p.m.		
		Portland at San Jose	8:00 p.m.		
		Toronto at Houston	8:00 p.m.		
		Tampa Bay at Memphis	7:30 p.m.		
		New England at Ft. Lauderdale	8:00 p.m.		
		Rochester at Philadelphia	2:00 p.m.		
		Detroit at Oakland	2:00 p.m.		
Sunday	April 1	Atlanta at Washington	2:30 p.m.		
		Oakland at Vancouver	8:00 p.m.		
Friday	April 6	Los Angeles at Memphis	7:30 p.m.		
		Rochester at Atlanta	7:30 p.m.		
Saturday	April 7	Houston at Dallas	8:00 p.m.		
		Chicago at Philadelphia	7:30 p.m.		
		New England at Tampa Bay	8:00 p.m.		
		Seattle at California	7:30 p.m.		
		San Diego at Portland	2:00 p.m.		
		Minnesota at Tulsa	3:00 p.m.		
		Ft. Lauderdale at Toronto	2:00 p.m.		
Wednesday	April 11	New York at Washington	2:30 p.m.		
		Memphis at Oakland	7:30 p.m.		
Saturday	April 14	Minnesota at Portland	8:00 p.m.		
		Los Angeles at California	7:30 p.m.		
		Oakland at San Jose	8:00 p.m.		
		New York at Atlanta	7:30 p.m.		
		Seattle at Dallas	8:00 p.m.		
		Rochester at Tulsa	8:00 p.m.		
		Vancouver at Chicago (W)	2:30 p.m.		
		Memphis at Detroit	7:30 p.m.		
		San Diego at Houston	8:00 p.m.		
		Washington at Ft. Lauderdale	8:00 p.m.		
		New England at Philadelphia	7:30 p.m.		
		Toronto at Tampa Bay	8:00 p.m.		
		New England at Houston	8:00 p.m.		
		Thursday	April 19	Los Angeles at Seattle	7:30 p.m.
				Portland at Vancouver	8:00 p.m.
				San Jose at San Diego	7:30 p.m.
		Saturday	April 21	Dallas at Tulsa	8:00 p.m.
Atlanta at Detroit	7:30 p.m.				
Houston at Memphis	7:30 p.m.				
Philadelphia at Tampa Bay	8:00 p.m.				
California at Oakland	2:00 p.m.				
Ft. Lauderdale at New York	2:30 p.m.				
Washington at Rochester	3:00 p.m.				
Wednesday	April 25	Minnesota at Toronto	2:00 p.m.		
		Tampa Bay at Toronto	7:00 p.m.		
Friday	April 27	Vancouver at San Diego	7:30 p.m.		
Saturday	April 28	Memphis at New England	8:00 p.m.		
		Los Angeles at San Jose	8:00 p.m.		
		California at Dallas	8:00 p.m.		
		Houston at Chicago (W)	3:30 p.m.		
		Tampa Bay at Ft. Lauderdale	8:00 p.m.		
Sunday	April 29	Tulsa at Washington	2:30 p.m.		

## 1979 NASL Schedule Continued

		Oakland at Portland	2:00 p.m.
		Atlanta at Minnesota	3:00 p.m.
		Philadelphia at New York	2:30 p.m.
		Detroit at Rochester	3:00 p.m.
Wednesday	May 2	San Diego at Vancouver	8:00 p.m.
		Seattle at Minnesota	8:00 p.m.
Friday	May 4	New York at Toronto	7:30 p.m.
Saturday	May 5	Oakland at Los Angeles	7:30 p.m.
		Tulsa at Portland	8:00 p.m.
		San Diego at Seattle	7:30 p.m.
		Memphis at California	7:30 p.m.
		Vancouver at San Jose	8:00 p.m.
		Tampa Bay at Atlanta	7:30 p.m.
		Minnesota at Detroit	7:30 p.m.
		Rochester at New England	8:00 p.m.
		Ft. Lauderdale at Philadelphia	7:30 p.m.
Sunday	May 6	Houston at New York	2:30 p.m.
		Chicago at Toronto	2:00 p.m.
		Dallas at Washington	2:30 p.m.
Wednesday	May 9	New England at Oakland	7:30 p.m.
		San Jose at Detroit	8:00 p.m.
Thursday	May 10	Portland at Minnesota	8:00 p.m.
Friday	May 11	Rochester at Vancouver	8:30 p.m.
Saturday	May 12	Minnesota at Los Angeles	7:30 p.m.
		San Jose at Seattle	7:30 p.m.
		New England at California	7:30 p.m.
		Detroit at Atlanta	7:30 p.m.
		Memphis at Tulsa	8:00 p.m.
		Dallas at Chicago (W)	3:30 p.m.
		Toronto at Ft. Lauderdale	8:00 p.m.
		Washington at Philadelphia	7:30 p.m.
		New York at Tampa Bay	
		ABC-TV	3:00 p.m.
Sunday	May 13	Rochester at Oakland	2:00 p.m.
		Portland at Houston	8:00 p.m.
Wednesday	May 16	Tampa Bay at San Diego	7:30 p.m.
		Tulsa at Toronto	7:30 p.m.
		Memphis at Washington	8:00 p.m.
		Chicago at New England	8:00 p.m.
Friday	May 18	Philadelphia at Vancouver	8:00 p.m.
		Minnesota at San Diego	7:30 p.m.
Saturday	May 19	Tampa Bay at Los Angeles	7:30 p.m.
		California at Portland	8:00 p.m.
		Seattle at San Jose	8:00 p.m.
		Toronto at Dallas	8:00 p.m.
		Oakland at Detroit	7:30 p.m.
		New England at Memphis	7:30 p.m.
Sunday	May 20	Ft. Lauderdale at Minnesota	3:00 p.m.
		Chicago at Houston	8:00 p.m.
		Tulsa at New York	2:30 p.m.
		Atlanta at Rochester	3:00 p.m.
Wednesday	May 23	Rochester at Los Angeles	7:30 p.m.
		Detroit at California	7:30 p.m.
		Philadelphia at Oakland	7:30 p.m.
		Washington at New England	8:00 p.m.
Saturday	May 26	New York at Portland	8:00 p.m.
		Rochester at Seattle	7:30 p.m.
		San Diego at California	7:30 p.m.
		San Jose at Oakland	7:30 p.m.
		Los Angeles at Atlanta	7:30 p.m.
		Washington at Dallas	8:00 p.m.
		Philadelphia at Tulsa	8:00 p.m.

## 1979 NASL Schedule Continued

		Detroit at Chicago (W)	3:30 p.m.
		Minnesota at Houston	8:00 p.m.
		Memphis at Ft. Lauderdale	8:00 p.m.
		Toronto at New England	8:00 p.m.
Monday	May 28	New York at Chicago (W)	4:00 p.m.
Wednesday	May 30	Vancouver at Oakland	7:30 p.m.
		Seattle at Atlanta	7:30 p.m.
		San Diego at Tulsa	8:00 p.m.
		Dallas at Detroit	8:00 p.m.
		Los Angeles at New England	8:00 p.m.
		California at Philadelphia	7:30 p.m.
		Memphis at Tampa Bay	8:00 p.m.
		Atlanta at Toronto	7:30 p.m.
Saturday	June 2	Portland at Los Angeles	7:30 p.m.
		Houston at Vancouver	8:00 p.m.
		Memphis at San Jose	8:00 p.m.
		Detroit at Philadelphia	7:30 p.m.
		Seattle at Tampa Bay	8:00 p.m.
Sunday	June 3	Tulsa at Minnesota	8:00 p.m.
		Toronto at New York	2:30 p.m.
		California at Rochester	3:00 p.m.
		New England at Washington	2:30 p.m.
Wednesday	June 6	Chicago at Portland	8:00 p.m.
		Houston at San Diego	7:30 p.m.
		Atlanta at Dallas	8:00 p.m.
		San Jose at Minnesota	8:00 p.m.
		Vancouver at Tulsa	8:00 p.m.
		Washington at Toronto	7:30 p.m.
		Oakland at Ft. Lauderdale	8:00 p.m.
		California at New England	8:30 p.m.
		Tampa Bay at Philadelphia	7:30 p.m.
Saturday	June 9	California at Los Angeles	7:30 p.m.
		Seattle at Portland	8:00 p.m.
		Toronto at San Jose	8:00 p.m.
		Chicago at Atlanta	7:30 p.m.
		New England at Detroit	7:30 p.m.
		Ft. Lauderdale at Houston	8:00 p.m.
		Tulsa at Memphis	7:30 p.m.
		Washington at Tampa Bay	8:00 p.m.
Sunday	June 10	Oakland at San Diego	7:00 p.m.
		Vancouver at Minnesota	
		ABC-TV	1:30 p.m.
		Dallas at New York	2:30 p.m.
		Philadelphia at Rochester	8:00 p.m.
Tuesday	June 12	Dallas at Memphis	7:30 p.m.
Wednesday	June 13	San Diego at Los Angeles	7:30 p.m.
		Toronto at Seattle	7:30 p.m.
		Vancouver at California	7:30 p.m.
		Portland at Oakland	7:30 p.m.
		Minnesota at Atlanta	7:30 p.m.
		New York at Tulsa	7:30 p.m.
		Washington at Detroit	8:00 p.m.
		Houston at Ft. Lauderdale	8:00 p.m.
		San Jose at Tampa Bay	8:00 p.m.
Friday	June 15	Toronto at Portland	8:00 p.m.
Saturday	June 16	Detroit at Los Angeles	7:30 p.m.
		Memphis at Seattle	7:30 p.m.
		New York at Vancouver	8:00 p.m.
		Atlanta at California	7:30 p.m.
		San Diego at Oakland	7:30 p.m.
		Minnesota at Dallas	8:00 p.m.

## 1979 NASL Schedule Continued

		Philadelphia at Chicago (W)	3:30 p.m.
		San Jose at Ft. Lauderdale	8:00 p.m.
		Tampa Bay at New England	8:00 p.m.
Sunday	June 17	Houston at Tulsa	2:30 p.m.
		Rochester at Washington	2:30 p.m.
Wednesday	June 20	San Jose at Portland	8:00 p.m.
		Atlanta at Seattle	7:30 p.m.
		Rochester at Dallas	8:00 p.m.
		New York at Minnesota	8:00 p.m.
		Oakland at Chicago (S)	7:30 p.m.
		Los Angeles at Toronto	7:30 p.m.
		Tulsa at Ft. Lauderdale	8:00 p.m.
		Houston at Tampa Bay	8:00 p.m.
Thursday	June 21	Detroit at San Diego	7:30 p.m.
Friday	June 22	Portland at Rochester	8:00 p.m.
		New England at Toronto	7:30 p.m.
Saturday	June 23	Chicago at San Jose	8:00 p.m.
		Dallas at Minnesota	8:00 p.m.
		Los Angeles at Tulsa	8:00 p.m.
		Oakland at Memphis	7:30 p.m.
		Ft. Lauderdale at Tampa Bay	8:00 p.m.
Sunday	June 24	California at Vancouver	8:00 p.m.
		Seattle at Detroit	7:30 p.m.
		Atlanta at Houston	8:00 p.m.
		New England at New York	ABC-TV
			2:30 p.m.
		Philadelphia at Washington	2:30 p.m.
Tuesday	June 26	Minnesota at Memphis	7:30 p.m.
Wednesday	June 27	Tampa Bay at California	7:30 p.m.
		New England at San Jose	8:00 p.m.
		Vancouver at Atlanta	7:30 p.m.
		Los Angeles at Dallas	8:00 p.m.
		San Diego at Chicago (S)	7:30 p.m.
		Ft. Lauderdale at Detroit	8:00 p.m.
		Portland at New York	9:00 p.m.
		Seattle at Rochester	8:00 p.m.
		Oakland at Washington	8:00 p.m.
		Houston at Philadelphia	7:30 p.m.
Friday	June 29	Tampa Bay at Oakland	7:30 p.m.
		San Diego at Toronto	7:30 p.m.
Saturday	June 30	Washington at Los Angeles	7:30 p.m.
		Portland at Seattle	7:30 p.m.
		Memphis at Dallas	8:00 p.m.
		Minnesota at Chicago (S)	7:30 p.m.
		California at Houston	8:00 p.m.
		Vancouver at Ft. Lauderdale	8:00 p.m.
		Detroit at New England	8:00 p.m.
		San Jose at Philadelphia	7:30 p.m.
Sunday	July 1	Tulsa at Atlanta	7:30 p.m.
		Rochester at New York	7:30 p.m.
Wednesday	July 4	Atlanta at Los Angeles	7:30 p.m.
		Seattle at Oakland	7:30 p.m.
		Tulsa at Detroit	8:00 p.m.
		San Jose at Houston	2:00 p.m.
		Vancouver at Toronto	7:30 p.m.
		Chicago at Ft. Lauderdale	8:00 p.m.
		Rochester at Tampa Bay	6:00 p.m.
		Washington at Portland	8:00 p.m.
Friday	July 6	Dallas at Rochester	8:00 p.m.
Saturday	July 7	Seattle at Vancouver	8:00 p.m.
		Los Angeles at San Diego	7:30 p.m.
		Ft. Lauderdale at San Jose	8:00 p.m.
		Washington at Minnesota	8:00 p.m.

## 1979 NASL Schedule Continued

		Toronto at Tulsa	8:00 p.m.
		Chicago at Detroit	
		ABC-TV	3:00 p.m.
		Philadelphia at Houston	8:00 p.m.
		California at Memphis	7:30 p.m.
		New York at New England	8:00 p.m.
Sunday	July 8	Atlanta at Portland	2:00 p.m.
Tuesday	July 10	Detroit at Memphis	7:30 p.m.
Wednesday	July 11	Los Angeles at Vancouver	8:00 p.m.
		Ft. Lauderdale at San Diego	7:30 p.m.
		Philadelphia at San Jose	8:00 p.m.
		Chicago at Minnesota	8:00 p.m.
		Portland at Tulsa	8:00 p.m.
		Seattle at New York	9:00 p.m.
		Oakland at New England	8:00 p.m.
		California at Tampa Bay	8:00 p.m.
		Toronto at Rochester	8:00 p.m.
Thursday	July 12	Dallas at Atlanta	7:30 p.m.
Saturday	July 14	Ft. Lauderdale at Rochester	8:00 p.m.
		San Jose at Los Angeles	7:30 p.m.
		Philadelphia at San Diego	7:30 p.m.
		Portland at Dallas	8:00 p.m.
		Toronto at Minnesota	8:00 p.m.
		Tulsa at Chicago (W)	3:30 p.m.
		Oakland at Tampa Bay	8:00 p.m.
Sunday	July 15	California at Detroit	7:30 p.m.
		Memphis at Houston	8:00 p.m.
		Vancouver at New York	7:30 p.m.
		Seattle at Washington	2:30 p.m.
Tuesday	July 17	Dallas at Los Angeles	7:30 p.m.
Wednesday	July 18	New England at Seattle	7:30 p.m.
		Portland at California	7:30 p.m.
		Houston at San Jose	8:00 p.m.
		Oakland at Atlanta	7:30 p.m.
		Detroit at Tulsa	8:00 p.m.
		Memphis at Chicago (S)	7:30 p.m.
		Rochester at Toronto	7:30 p.m.
		Vancouver at Washington	8:00 p.m.
		New York at Ft. Lauderdale	8:00 p.m.
		Minnesota at Philadelphia	7:30 p.m.
Friday	July 20	Los Angeles at Oakland	7:30 p.m.
		Minnesota at Rochester	8:00 p.m.
Saturday	July 21	Ft. Lauderdale at Portland	8:00 p.m.
		Dallas at Seattle	7:30 p.m.
		Toronto at Vancouver	8:00 p.m.
		Washington at California	7:30 p.m.
		Tulsa at San Jose	8:00 p.m.
		Tampa Bay at Chicago (S)	7:30 p.m.
		Detroit at Houston	8:00 p.m.
		Atlanta at Memphis	7:30 p.m.
		San Diego at New England	8:00 p.m.
		New York at Philadelphia	7:30 p.m.
Tuesday	July 24	Tampa Bay at Rochester	8:00 p.m.
Wednesday	July 25	Washington at Seattle	7:30 p.m.
		Tulsa at Vancouver	8:00 p.m.
		Ft. Lauderdale at California	7:30 p.m.
		Dallas at Oakland	7:30 p.m.
		Houston at Atlanta	7:30 p.m.
		San Jose at Chicago (S)	7:30 p.m.
		Minnesota at New York	9:00 p.m.
		Toronto at Philadelphia	7:30 p.m.

## 1979 NASL Schedule Continued

		Houston at Minnesota	8:00 p.m.
		Atlanta at Tulsa	8:00 p.m.
		San Diego at Ft. Lauderdale	8:00 p.m.
		Philadelphia at New England	8:00 p.m.
		Detroit at Tampa Bay	8:00 p.m.
Thursday	July 26	San Diego at Memphis	7:30 p.m.
Friday	July 27	Los Angeles at Rochester	8:00 p.m.
Saturday	July 28	Vancouver at Portland	8:00 p.m.
		California at Seattle	7:30 p.m.
		Chicago at Dallas	8:00 p.m.
Sunday	July 29	San Jose at New York	7:30 p.m.
		Los Angeles at Washington	
		ABC-TV	2:30 p.m.
Tuesday	July 31	Chicago at Memphis	7:30 p.m.
Wednesday	August 1	New York at Los Angeles	7:30 p.m.
		Oakland at Seattle	7:30 p.m.
		Minnesota at Vancouver	8:00 p.m.
		California at San Jose	8:00 p.m.
		Tulsa at Dallas	8:00 p.m.
		Houston at Detroit	8:00 p.m.
		Portland at Toronto	7:30 p.m.
		Tampa Bay at Washington	8:00 p.m.
		Rochester at Ft. Lauderdale	8:00 p.m.
		Atlanta at New England	8:00 p.m.
		San Diego at Philadelphia	7:30 p.m.
Friday	August 3	Houston at Oakland	7:30 p.m.
		Dallas at Tampa Bay	8:00 p.m.
Saturday	August 4	Vancouver at Los Angeles	7:30 p.m.
		San Jose at California	7:30 p.m.
		Seattle at San Diego	7:30 p.m.
		Ft. Lauderdale at New England	8:00 p.m.
		Portland at Philadelphia	7:30 p.m.
Sunday	August 5	Memphis at Atlanta	7:30 p.m.
		Chicago at Tulsa	8:00 p.m.
		New York at Rochester	8:00 p.m.
		Toronto at Washington	2:30 p.m.
Tuesday	August 7	Seattle at Los Angeles	7:30 p.m.
		Rochester at Memphis	7:30 p.m.
Wednesday	August 8	San Jose at Vancouver	8:00 p.m.
		Oakland at California	7:30 p.m.
		Portland at San Diego	7:30 p.m.
		Washington at Atlanta	7:30 p.m.
		New England at Dallas	8:00 p.m.
		Detroit at Minnesota	8:00 p.m.
		Ft. Lauderdale at Chicago (S)	7:30 p.m.
		Tulsa at Houston	8:00 p.m.
		Tampa Bay at New York	9:00 p.m.
Friday	August 10	Philadelphia at Ft. Lauderdale	8:00 p.m.
		New England at Rochester	8:00 p.m.
Saturday	August 11	Vancouver at Seattle	7:30 p.m.
		San Diego at San Jose	8:00 p.m.
		Atlanta at Chicago (W)	3:30 p.m.
Sunday	August 12	Memphis at Minnesota	8:00 p.m.
		Tampa Bay at Detroit	7:30 p.m.
		Dallas at Houston	2:00 p.m.
		Washington at New York	7:30 p.m.
		Philadelphia at Toronto	7:30 p.m.
		Los Angeles at Portland	7:00 p.m.

\*All Local Time

(S) = Soldier Field

(W) = Wrigley Field

# The Opponents



## American Conference

### EASTERN DIVISION

**NEW ENGLAND TEA MEN**  
34 Mechanic Street  
Foxboro, MA 02543  
Phone: (617) 543-6100  
TLX: 927748 TEA MEN FOXO

*(Game #2 March 31 — 8:00, Lockhart Stadium)*  
*(Game #28 August 4 — 8:30, Schaeffer Stadium - TV)*

General Manager: Bob Keating  
Head Coach: Noel Cantwell (2nd year)  
Public Relations: Vince Casey (617/668-6930)  
1978 Record: 19-11 (1st Place)  
Record vs. Strikers: 0-2  
1978: Lost 0-2 at Ft. Lauderdale (Scorers: Whittle, Jones - FTL) 6/3  
Lost 0-2 at New England (Scorers: Hudson 2 - FTL) 7/19  
Lost 1-3 PLAYOFF at New England (Scorers: Irving, Ronson,  
O.G. - FTL, O.G. - N.E.) 8/9  
1978 Leading Scorer: Mike Flanagan 30 G - 8 A - 68 PTS  
First in American Conference, second in league  
Stadium: Schaefer Stadium (61,279) Foxboro  
Field: Synthetic (70 x 110)  
Press Box: 617/543-5868

**PHILADELPHIA FURY**  
Veterans Stadium  
Broad Street & Pattison Ave.  
Philadelphia, PA 19148  
Phone: (215) 755-5400  
TLX: 834306 FURY PHA

*(Game #7 May 5 — 7:35, Veterans Stadium)*  
*(Game #30 August 10 — 8:00, Lockhart Stadium)*

General Manager: Bob Ehlinger  
Head Coach: Marko Valok (1st year)  
Public Relations: Thom Meredith (H-215/642-8937)  
1978 Record: 12-18 (4th Place)  
Record vs. Strikers: 1-1  
1978: Won 3-1 at Philadelphia (Scorers: Dewsnip - FTL; Ball 2,  
McCurdy — PHILA) 5/2  
Lost 0-1 at Ft. Lauderdale (Scorers: Piper - FTL) 7/21  
1978 Leading Scorer: Alan Ball 5 G - 10 A - 20 PTS  
Stadium: Veterans Stadium (66,052) Philadelphia  
Field: Astroturf (75 x 110)  
Press Box: 215/755-7677  
Codaphone: 215/755-1004



TAMPA BAY ROWDIES  
Suite 109  
1311 N. Westshore Blvd.  
Tampa, FL 33607  
Phone: (813) 870-1122  
TLX: 52619 TPABAYSO CR TPA

*(Game #6 April 28 — 8:00, Lockhart Stadium)*  
*(Game #16 June 23 — 8:00, Tampa Stadium - TV)*

General Manager: Chas Serednesky  
Head Coach: Gordon Jago (2nd year)  
Public Relations: Marcia Schallert (813/932-6090)  
1978 Record: 18-12 (2nd Place), American Conference Champions  
Record vs. Strikers: 7-2

1978: Lost 2-3 at Tampa Bay (Scorers: Vaninger, Ridley - FTL,  
Marsh 3 - TPA) 6/17  
Lost 1-2 at Ft. Lauderdale (Scorers: Hudson - FTL, Wegerle,  
McLeod - TPA) 7/26  
Won 3-2 Playoff at Ft. Lauderdale (Scorers: Whittle, Irving,  
Best - FTL, Robb, McLeod - TPA) 8/23  
Lost 1-3 Playoff at Tampa Bay (Scorers: Irving - FTL, Ander-  
son, Robb, Wegerle - TPA) 8/23  
Lost 0-1 Playoff Mini-game at Tampa Bay (Shootout)

1978 Leading Scorer: Rodney Marsh 18 G - 16 A - 52 PTS;  
3rd in Conf.

Stadium: Tampa Stadium (71,600)  
Field: Grass (68 x 120)  
Press Box: 813/872-6999  
Codaphone: 813/879-2020

## CENTRAL DIVISION

CHICAGO STING  
Suite 1525  
333 N. Michigan Ave.  
Chicago, IL 60601  
Phone: (312) 558-5425  
TLX: 256100 THE STING CGO

*(Game #19 July 4 — 8:00, Lockhart Stadium)*  
*(Game #29 August 6 — 7:30, Soldier Field)*

General Manager: Jim Walker  
Head Coach: Willy Roy (2nd year)  
Public Relations: Jerry Epstein (H-312/935-5608)  
1978 Record: 12-18 (2nd Place)  
Record vs. Strikers: 5-1

1978: Won 4-3 at Ft. Lauderdale (Scorers: Hudson 2, Whittle - FTL;  
Kristensen 2, Granitza, Steffenhagen - CHI) 7/15  
1978 Leading Scorer: Karl-Heinz Granitza 19 G - 9 A - 47 PTS (4th in  
Conf.)

Stadium: Wrigley Field (37,741) Chicago  
Field: Grass (70 x 105)  
Stadium: Soldier Field (54,000) Chicago  
Field: Synthetic (67 x 110)  
Press Box: 312-281-0900 (Wrigley)

DETROIT EXPRESS  
Pontiac Silverdome  
1200 Featherstone Road  
Pontiac, MI 48057  
Phone: (313) 338-9100  
TLX: 231229 DET SOCCER PNC

*(Game #17 June 27 — 8:00, Pontiac Silverdome)*

General Manager: Roger Faulkner  
Head Coach: Ken Furphy (2nd year)  
Public Relations: Steve Unger (H-313/681-6130)  
1978 Record: 20-10 (1st place)  
Record vs. Strikers: 2-0  
1978: Won 2-1 at Ft. Lauderdale (Scorers: Bodonczy - FTL,  
Bradford, Furphy - DET) 4/9  
Won 4-2 at Detroit (Scorers: Irving, Best - FTL; Francis,  
Brazil, Bradford - DET) 7/30  
Lost Playoff 3-4 at Ft. Lauderdale (Scorers: Irving 2, Whittle  
S.O.-FTL, Francis 2, Tinnion - DET) 8/13  
Won Playoff 1-0 at Detroit (Scorers: Brazil 1 - DET) 8/16  
Lost Playoff Mini-game 0-1 at Detroit (Scorers: Nanchoff -  
FTL) 8/16  
1978 Leading Scorer: Trevor Francis 22 G - 10 A - 54 PTS, (2nd in  
Conf.)  
Stadium: Pontiac Silverdome (80,500)  
Field: Synthetic (70 x 110)  
Press Box: 313/338-6020

## HOUSTON HURRICANE

P.O. Box 42999  
Suite 569  
Houston, TX 77042  
Phone: (713) 960-8326  
TLX: 790239 HOU SOCCER HOU

*(Game #12 June 9 — 8:00, Houston Astrodome - T.V.)  
(Game #13 June 13 — 8:00, Lockhart Stadium)*

General Manager: Hans Von Mende  
Head Coach: Timo Liekoski (2nd Year)  
Public Relations: Diane Olsen (H-713/644-9583)  
1978 Record: 10-20 (4th place)  
Record vs. Strikers: 0-1  
1978: Lost 1-2 at Houston (Scorers: Irving 2-FTL, Jump-HOU) 7/9  
1978 Leading Scorer: Dean Smith 6 G - 7 A - 19 PTS  
Stadium: Houston Astrodome (50,000)  
Field: Astro turf (75 x 103)  
Press Box: 713/749-9603

## MEMPHIS ROGUES

2200 Union Avenue  
Memphis, Tennessee 38104  
Phone: (901) 274-7861  
TLX: 533251 SOCCER INC MFS

*(Game #10 May 26 — 8:00, Lockhart Stadium)*

Vice President/Operations: Rudi Schiffer  
Head Coach: Eddie McCreddie (2nd year)  
Public Relations: Rudi Schiffer' (H-901/754-0557)  
1978 Record: 10-20 (3rd place)  
Record vs. Strikers: 0-2  
1978: Lost 2-3 at Ft. Lauderdale (Scorers: Hickton, Dewsnip, O.G. -  
FTL; Field, O-Neil - MEM) 5/6  
Lost 1-2 at Memphis (Scorers: Piper, Irving - FTL, Smillie -  
MEM) 6/28  
1978 Leading Scorer: Tony Field 7G - 11 A - 25 PTS  
Stadium: Liberty Bowl (50,164) Memphis  
Field: Grass (63 x 110)  
Press Box: 901/276-1406

## WESTERN DIVISION

### CALIFORNIA SURF

P.O. Box 4449  
Anaheim, CA 92803  
Phone: (713) 634-8326  
TLX: 681411 OC SOCCER ANH

*(Game #25 July 25 — 7:30, Anaheim Stadium - TV)*

General Manager: Paul Deese  
Head Coach: John Sewell (4th year)  
Public Relations: Lolly Keys (713/673-5594)  
1978 Record: 13-17 (2nd place)  
Record vs. Strikers: 4-6

1978: Lost 0-1 at Ft. Lauderdale (Scorer: Irving - FTL) 5/24  
Won 5-0 at California (Scorers: David 2, Trost, Moyers, O.G. - Cal) 7/12

1978 Leading Scorer: Al Trost 10 G - 3 A — 23 PTS  
Stadium: Anaheim Stadium (43,204)  
Field: Grass (70 x 110)  
Press Box: 714/634-4350  
Codaphone: 714/634-4578

### EDMONTON DRILLERS

10039 Jasper Ave.  
Edmonton, Alberta  
Canada: T5J 1TH  
Phone: (403) 428-8989

*(Game #11 June 6 — 8:00, Lockhart Stadium)*

General Manager: Doug Wenschlag  
Head Coach: Hans Kraay (1st Year)  
Public Relations: John Short (H-403/469-6203)  
1978 Record: (Oakland) 12-18 (3rd place)  
Record vs. Strikers: 4-3

1978: Won 2-1 (OT) at Oakland (Whittle - FTL, Mrosko 2 - OAK) 5/31  
Lost: 0-2 at Ft. Lauderdale (Irving, Piper - FTL) 6/10

1978 Leading Scorer: (Oakland) Charlie Mrosko 11 G - 3 A - 25 PTS  
Stadium: Commonwealth Stadium (42,500) Edmonton  
Field: Grass (72 x 110)

### SAN DIEGO SOCKERS

San Diego Stadium  
9449 Friars Road  
San Diego, CA 92108  
Phone: (714) 280-4625  
TLX: 697910 SOCKERS SDG

*(Game #21 July 11 — 7:30 San Diego Stadium)*  
*(Game #26 July 28 — 8:00, Lockhart Stadium)*

General Manager: Marvin Milkes  
Head Coach: Hubert Vogelsinger (2nd year)  
Public Relations: Bill Hansen (H-714/697-6755)  
1978 Record: 18-12 (1st Place)  
Record vs. Strikers: 3-5

1978: Lost 1-2 at Ft. Lauderdale (Scorers: Rolland, Hudson - FTL, McCall - S.D.) 5/13

1978 Leading Scorer: Jean Willrich 9 G- 13 A - 31 PTS.  
Stadium: San Diego Stadium (52,568)  
Field: Grass (75 x 110)  
Press Box: 714/280-1574  
Codaphone: 714/280-7111

## SAN JOSE EARTHQUAKES

Suite 272

2025 Gateway Place

San Jose, CA 95110

Phone: (408) 998-5425

TLX: 346319 SNJ KICK SNJ

*(Game #14 June 16 — 8:00, Lockhart Stadium)*

*(Game #20 July 7 — 8:00, Spartan Stadium)*

General Manager: Ben Reichmuth

Head Coach: Terry Fisher (2nd year)

Public Relations: Steve Des Georges (H-415/582-1025)

1978 Record: 8-22 (4th place)

Record vs. Strikers: 1-3

1978: Lost 0-1 at San Jose (Scorers: Irving - FTL) 7/1

1978 Leading Scorer: Peter Ressel 8G - 7A - 23 PTS

Stadium: Spartan Stadium (18,099) San Jose

Field: Grass (65 x 110)

Press Box: 408/293-7788

## National Conference

### EASTERN DIVISION

#### NEW YORK COSMOS

75 Rockerfeller Plaza

New York, NY 10019

Phone: (212) 265-7315

TLX: 126711 COSMOS NYK

*(Game #5 April 22 — 2:30, Giants Stadium - TV)*

*(Game #23 July 18 — 8:00, Lockhart Stadium)*

General Manager: Krikor Yepremian

Head Coach: Eddie Firmani (3rd year)

Public Relations: Chuck Adams (H-201/935-7417)

1978 Record: 24-6 (1st place, best record in league, NASL Champions)

Record vs. Strikers: 8-5-1

1978: Won 7-0 at N.Y. (Scorers: Chinaglia 3, Hunt 3, Bogicevic - NY)  
4/2

Lost 3-5 at Ft. Lauderdale (Scorers: Irving 2, Best 2, Hudson -  
FTL, Etherington, Chinaglia, Atanasio - NY) 6/24

1978 Leading Scorer: Giorgio Chinaglia 34 G - 11 A - 79 PTS (TOPS  
IN NASL)

Stadium: Giants' Stadium (76,891) East Rutherford, NJ

Field: AstroTurf (70 x 110)

Press Box: 201/933-1402, 1403

#### ROCHESTER LANCERS

812 Wilder Building

Rochester, NY 14614

Phone: (716) 232-2420

TLX: 978335 ROC SOC ROC

*(Game #22 July 14 — 8:00, Holleder Stadium)*

*(Game #27 August 1 — 8:00, Lockhart Stadium)*

General Manager: Harry Abraham

Head Coach: Don Popovic (4th year)

Public Relations: Wayne Fuller (H-716/343-5360)

1978 Record: 14-16 (4th place)

Record vs. Strikers: 6-5-1

1978: Won 3-0 at Rochester (Scorers: Stojanovic 2, Bolota - ROC)  
5/21

Lost 1-2 at Ft. Lauderdale (Scorers: Whittle, S.O. - FTL, Ercoli  
- ROC) 8/4

1978 Leading Scorer: Francisco Bolota 12 G - 3 A - 27 PTS

Stadium: Holleder Stadium (22,000) Rochester

Field: Grass (65 x 110)

Press Box: 716/254-9590, 9535

TORONTO BLIZZARD  
95 Barber Green Road  
Don Mills, Ontario M3C 2A2  
Phone: (416) 446-5570  
TLX: 06986667 TOR NASL TOR

(Game #3 April 8 — 2:00, Exhibition Stadium)  
(Game #8 May 12 — 8:00, Lockhart Stadium)

General Manager: Norman Sutherland  
Head Coach: Keith Eddy (1st year)  
Public Relations: Jim Gray (H-416/961-9862)  
1978 Record: (As Metros-Croatia) 16-14 (3rd place)  
Record vs. Strikers: 7-5-1  
1978: Won 2-0 at Toronto (Scorers: Lukacevic, Treacy - TOR) 6/15  
Lost 0-4 at Ft. Lauderdale (Scorers: Irving 3, Ronson - FTL) 7/4  
1978 Leading Scorer: Ivan Lukacevic 16 G - 5 A - 37 PTS  
Stadium: Exhibition Stadium (54,472) Toronto  
Field: Synthetic (65 x 110)  
Press Box: 416/366-7551

WASHINGTON DIPLOMATS  
RFK Stadium  
22nd & E. Capitol Sts. N.E.  
Washington, D.C. 20003  
Phone: (202) 544-5425  
TLX: 897428 DIPLOMATS WSH

(Game #1 March 25 — 2:30, R.F.K. Stadium)  
(Game #4 April 14 — 8:00, Lockhart Stadium)

General Manager: John L. Carbray  
Head Coach: Gordon Bradley (2nd year)  
Public Relations: Steve Rankin (H-703-941-8450)  
1978 Record: 16-14 (2nd place)  
Record vs. Strikers: 2-9  
1978: Won 4-1 at Washington (Scorers: Irving - FTL, Cannell,  
Bakic, Stokes, Viteskic - WSH) 4/16  
Lost 2-3 at Ft. Lauderdale (Scorers: Vaninger 2, Irving - FTL,  
Cannell 2 - WSH) 5/17  
1978 Leading Scorer: Paul Cannell 14 G - 7 A — 35 PTS  
Stadium: R.F.K. Stadium (55,000) Washington  
Field: Grass (70 x 110)  
Press Box: 202/544-0240

## CENTRAL DIVISION

ATLANTA CHIEFS  
P.O. Box 5015  
Atlanta, GA 30302  
Phone: (404) 522-7630  
TLX: 804240 ATSOC ATL

(Not Scheduled in 1979)

General Manager: Dick Cecil  
Head Coach: Dan Wood (2nd year)  
Public Relations: Mike Oglesby (404/577-5425)  
1978 Record: (Caribous of Colorado) 8-22 (4th place)  
Record vs. Strikers: 0-1  
1978: Lost 1-2 at Ft. Lauderdale (Scorers: Irving, S.O. - FTL,  
Rohrback - COL) 4/29  
1978 Leading Scorer: Jomo Sono 8 G - 5 A - 21 PTS  
Stadium: Atlanta - Fulton County Stadium (53,000)  
Field: Grass (115 x 75)  
Press Box: 404/577-7269

DALLAS TORNADO  
6116 N. Central Expwy  
Dallas, TX 75206  
Phone: (214) 750-0900  
TLX: 730292 NASL DAL

*(Not scheduled in 1979)*

General Manager: Fred Hoster  
Head Coach: Al Miller (3rd year)  
Public Relations: Paul Ridings, Jr. (H-204/692-0574)  
1978 Record: 14-16 (3rd place)  
Record vs. Strikers: 1-4-3  
1978 Won 3-1 at Dallas (Scorers: Piper - FTL, Kewley, O'Hare,  
Ryan - DAL) 6/7  
1978 Leading Scorer: Jeff Bourne 21 G - 8 A - 50 PTS (3rd in conf.)  
Stadium: Ownby Stadium (21,000) at SMU, Dallas  
Field: Grass (75 x 116)  
Press Box: (214) 696-4124

MINNESOTA KICKS  
7200 France Ave. So.  
Minneapolis, MN 55435  
Phone: (612) 831-8871  
TLX: 290392 MN KICKS EDNA

*(Game #9 May 20 — 3:05, Metropolitan Stadium — TV)*

President: Freddie Goodwin  
Head Coach: Roy McCrohan (1st year)  
Public Relations: Dave Ferroni (H - 612/377-3721)  
1978 Record: 17-13 (1st place)  
Record vs. Strikers: 0-2  
1978: Did Not Play  
1978 Leading Scorer: Alan Willey 21 G - 3 A - 45 PTS  
Stadium: Metropolitan Stadium (46,479) Bloomington  
Field: Grass (72 x 100)  
Press Box: 612/854-7666

TULSA ROUGHNECKS  
P.O. Box 35190  
Tulsa, OK 74135  
Phone: (918) 494-4625  
TLX: 499416 TUL SOKER TUL

*(Game #15 June 20 — 8:00, Lockhart Stadium)*

General Manager: Noel Lemon  
Head Coach: Alan Hinton (1st year)  
Public Relations: Bob Carpenter (H-918/663-0738)  
1978 Record: 15-15 (2nd place)  
Record vs. Strikers: 1-3  
1978: Did Not Play  
1978 Leading Scorer: Billy Caskey 11 G - 8 A — 30 PTS  
Stadium: Skelly Stadium (41,000) Tulsa  
Field: Astro turf (65 x 110)  
Press Box: 918/936-4222

## WESTERN DIVISION

### LOS ANGELES AZTECS

777 Rose Bowl Drive  
Pasadena, CA 91103  
Phone: (213) 681-6336  
TLX: 675354 LAAZTEC PSD

*(Not Scheduled in 1979)*

General Manager: Ted Podleski  
Head Coach: Rinus Michels (1st year)  
Public Relations: Shep Goldberg 213/540-9522  
1978 Record: 9-21 (4th place)  
Record vs. Strikers: 1-2  
1978: Lost 0-2 at Ft. Lauderdale (Scorers: Dewsnip, Fowles - FTL)  
4/22  
1978 Leading Scorer: Bob McAlinden 4 G - 6 A - 14 PTS  
Stadium: Rose Bowl (104,699) Pasadena  
Field: Grass (60 x 110)  
Press Box: 213/796-4779

### PORTLAND TIMBERS

Suite 101D  
10151 SW Barbur Blvd.  
Portland, Oregon 97219  
Phone: (503) 245-6464  
TLX: 360156 SOCCER PTL

*(Game #24 July 21 — 8:00, Civic Stadium)*

General Manager: Kent Kramer  
Head Coach: Don Megson (2nd year)  
Public Relations: John Hahn (H-503/636-5469)  
1978 Record: 20-10 (2nd place)  
Record vs. Strikers: 0-2  
1978: Did Not Play  
1978 Leading Scorer: Clyde Best 12 G - 9 A - 33 PTS  
Stadium: Civic Stadium (27,500) Portland  
Field: Synthetic (70 x 110)  
Press Box: 503/228-5183

### SEATTLE SOUNDERS

300 Metropole Blvd.  
Seattle, Wash. 98104  
Phone: (206) 628-3551  
TLX: 320397 PROSOCCER SEA

*(Not Scheduled in 1979)*

General Manager: Jack Daley  
Head Coach: Jim Gabriel (3rd year)  
Public Relations: Keith Askenasi (H-206/784-6282)  
1978 Record: 15-15 (3rd place)  
Record vs. Strikers: 1-3  
1978: Won 3-1 at Seattle (Scorers: Irving - FTL, Cave, Ord, Parodi - SEA) 5/27  
1978 Leading Scorer: Micky Cave 13 G - 6 A - 32 PTS  
Stadium: Kingdome (64,752) Seattle  
Field: Astro turf (70 x 110)  
Press Box: 206/628-3556, 3557

VANCOUVER WHITECAPS  
Suite 110  
885 Dunsmuir Street  
Vancouver, B.C.  
Canada V6C 1N5  
Phone: (604) 683-2255  
TLX: 0453475 WHITECAPS VCR

*(Game #18 June 30 — 8:00 Lockhart Stadium)*

General Manager: John Best  
Head Coach: Tony Waiters (3rd year)  
Public Relations: Josh Keller (H-604/731-8555)  
1978 Record: 24-6 (First place, best record in league)  
Record vs. Strikers: 2-1  
1978: Did Not Play  
1978 Leading Scorer: Kevin Hector 21 G - 10 A - 52 PTS (2nd in Conf.)  
Stadium: Empire Stadium (32,739) Vancouver  
Field: Synthetic (75 x 110)  
Press Box: 604/253-0737

## ALL TIME STRIKERS ALL STARS

### 1972

Willie Evans, defender, 1st team; Dave Metchick, midfielder, 2nd team; Billy Fraser, midfielder, honorable mention; Warren Archibald, forward, honorable mention.

### 1973

Warren Archibald, forward, 1st team (NASL MVP); David Sadler, defender, 1st team; Roberto Aguirre, midfielder, 2nd team.

### 1974

Ronnie Sharp, midfielder, 1st team; Roberto Aguirre, midfielder, 1st team; Ralph Wright, defender, 2nd team; Warren Archibald, forward, 2nd team; Steve David, forward, honorable mention.

### 1975

Steve David, forward, 1st team (NASL MVP); Ronnie Sharp, midfielder, 1st team; Ralph Wright, defender, 2nd team.

### 1976

Jim Holton, defender, honorable mention.

### 1977

Ron Newman, Coach of the Year; Gordon Banks, goalkeeper, 1st team.

### 1978

Ray Hudson, 2nd team; George Best and Maurice Whittle, honorable mention.



## Glossary of Soccer Terms

**Center** — to pass the ball from a wide position on the field into the penalty area.

**Charging** — pushing the opponent off balance legally by shoulder to shoulder contact.

**Clear** — a throw or kick by the goalkeeper or a kick by the defender in an attempt to get the ball away from the goal area.

**Cross** — same type of pass as center.

**Defender** — primarily a defensive player who assists the goalkeeper in protecting the goal.

**Dribble** — a way of advancing the ball past defenders by a series of short taps with one or both feet.

**Forward** — primarily an attacking player whose responsibility is to create and score goals.

**Goalkeeper** — the last line of defense. The only player who can use his hands within the field of play. He is limited to using his hands only within the penalty area.

**Half-Volley** — kicking the ball just as it is rebounding off the ground.

**Hands** — illegal act of *intentionally* touching the ball with the hands or arms.

**Heading** — a method of scoring, passing and controlling the ball by making contact with the head.

**Linkman** — another name for midfielder.

**Lob** — a high, soft kick taken on the volley, lifting the ball over the heads of the opponents.

**Marking** — guarding an opponent.

**Midfielder** — both an offensive and defensive player who is primarily responsible for linking the forwards and defenders.

**Obstructing** — preventing the opponent from going around a player by standing in his path.

**Overlap** — the attacking play of a defender going down the touchline past his own winger.

**Pitch** — another name for the field of play.

**Save** — the goalkeeper stopping an attempted goal by catching or deflecting the ball away from the goal.

**Screen** — retaining possession and protecting the ball by keeping your body between the ball and opponent.

**Shootout** — the tie-breaking procedure used in NASL games when teams are tied after playing two sudden death overtime periods. Teams take five alternating shootout attempts at opposing goalkeepers in a one-on-one situation.

**Sliding Tackle** — attempting to take the ball away from the opponent by sliding on the ground.

**Striker** — a central forward position in the team with a major responsibility for scoring goals.

**Sweeper** — a defender who roams either in front of or behind the defender line to pick up stray passes.

**Tackling** — attempting to or taking the ball away from an opponent when both players are playing the ball with their feet.

**Trap** — controlling a ball passed close to the player by means of the feet, thighs or chest.

**Volley** — kicking the ball while it is in flight.

**Wall Pass** — a pass to a teammate followed by a first time return pass on the other side of the opponent (give and go).

**Wing** — an area of the field near the touchline.

**Winger** — name given to the right and left outside forwards.

**4-3-3** — the player formation most used today (a goalkeeper, four defenders, three midfielders, three forwards).

**4-2-4** — most used alternative formation to the 4-3-3 (a goalkeeper, four defenders, two midfielders and four forwards).

## **NASL Tie Breaker Procedure/ The Shootout**

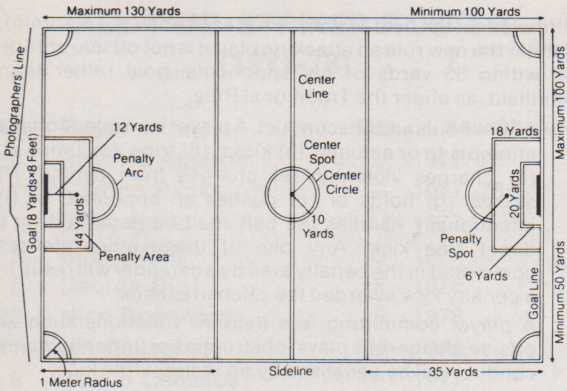
NASL games which are tied at the end of regulation play will be extended by 15 minutes of "sudden death" overtime (two 7½-minute periods). A flip of the coin will decide which team will kick off. The first team to score a goal, either from the field or by a penalty kick, wins the game.

If the game remains tied at the end of the second overtime period, the outcome will be decided by The Shootout which involves players on each team challenging the opposing goalkeeper in a one-on-one situation.

The visiting team will kick first and each team will take five chances in alternate order. Attacking players will start with the ball on the 35-yard line and must take their shot within five seconds. Goalkeepers have no movement restrictions within the five-second period in accordance with normal rules of play.

The kicks shall be ended when one team has achieved an insurmountable advantage, such as scoring on its first three kicks while their opponents miss their first three.

If the teams remain tied after the prescribed five attempts, they shall continue to take alternate kicks until one has scored more than the other after an equal number of attempts. Only players in the game at the end of the overtime period shall be eligible to take such kicks. Goalkeepers shall not take kicks. No player may take a second kick until all other eligible members of his team have done so, at which time they shall continue in any order the team may wish, i.e., they do not have to kick in the same rotation.



## Condensed Rules of Soccer

**Rule 1** — The Field of Play. (Diagram above).

**Rule 2** — The Ball (NASL approved Ball — Adidas) circumference 27" -28", weight 14 oz.-16 oz.

**Rule 3** — Number of Players. Each team consists of 11 players, one of whom must be the goalkeeper. A maximum of three substitutes may be used.

**Rule 4** — Player Equipment. Consists of a shirt, shorts, stockings and shoes. Goalkeeper must wear colors which distinguish him from the other players.

**Rule 5** — Referees. One referee is appointed for each match. He is responsible for control of the game and his decisions are final.

**Rule 6**— Linesmen. Two linesmen assist the referee by indicating offside, when the ball is out of play, and which team is entitled to the corner kick or throw in.

**Rule 7**— Duration of the Game. Shall be two equal periods of 45 minutes unless otherwise agreed upon.

Note: See NASL Tiebreaker Procedure.

**Rule 8**— The Start of Play. A flip of coin decides which team will kick off. Each team must stay on its own half of the field and the defending players must be at least 10 yards from the ball until it is kicked.

After the goal the team scored upon will kick off. After halftime the teams change ends and the kickoff will be taken by the opposite team to that which started the game. A goal cannot be scored directly from a kickoff.

**Rule 9**— Ball In and Out of Play. The ball is out of play when (a) it has wholly crossed the goal line or touchline, whether on the ground or in the air, or (b) when the game has been stopped by the referee.

**Rule 10** — Method of Scoring. A goal is scored when the whole of the ball has passed over the goal line, between the goal posts and under the cross bar.

**Rule 11** — Offside. A player is offside if he is nearer his opponents' goal line than the ball at the moment the ball is played unless, (a) he is in his own half of the field of play, (b) there are two of his opponents nearer to their own goal line than he is, (c) the ball last touched an opponent or was last played by him or (d) he receives the ball directly from a goal kick, a corner kick, a throw in, or when it was dropped by the referee.

Note: This is the Traditional Rule. However, in 1973 the NASL introduced a "Blue Line" concept with a line drawn

the width of the field 35 yards from each goal (see diagram). Under the new rule an attacking player is not offside until he is within 35 yards of his opponents' goal rather than midfield, as under the Traditional Rule.

**Rule 12 — Fouls and Misconduct.** A player who intentionally attempts to or actually: (a) kicks, (b) trips, (c) jumps at, (d) charges violently, (e) charges from behind, (f) strikes, (g) holds or (h) pushes an opponent, or (i) intentionally handles the ball shall be penalized by a direct free kick. Any one of these nine offenses committed in the penalty area by a defender will result in a penalty kick awarded the offensive team.

A player committing less flagrant violations such as offside, dangerous plays, obstruction or ungentlemanly conduct will be penalized by an indirect free kick.

**Rule 13 — Free Kicks.** Are classified into two categories: "Direct" (from which a goal can be scored directly against the offending side) and "Indirect" (from which a goal cannot be scored unless the ball has been touched by a player other than the kicker before entering the goal).

For all free kicks the offending team must be at least 10 yards from the ball until it is kicked.

**Rule 14 — Penalty Kick.** A direct free kick taken at the penalty mark. All players except the player taking the kick and the goalkeeper must stay outside the penalty area and at least 10 yards from the ball (hence the arc at edge of penalty area).

**Rule 15 — Throw In.** When the ball has wholly crossed the touchline it is put back into play by a throw in from the spot where it went out and by a player from the opposite team that last touched it. A goal cannot be scored directly from a throw in.

**Rule 16 — Goal Kick.** When the ball has wholly crossed the goal line after being last touched by a player from the attacking team, it is put back into play by a kick from the goal area by the defending team.

**Rule 17 — Corner Kick.** When the ball has wholly crossed the goal line after being last touched by a player from the defending team, it is put back into play by a kick from the corner on the side the ball went out by the attacking team.

## ALL-TIME STRIKER ROSTER (1977-78)

No.	Player	Pos.	Seasons
8	Roberto Aguirre	D	1977, 78
1	Gordon Banks	G	1977, 78
21	Barry Barto	M	1977
5	Bobby Bell	D	1977
3	George Best	F	1978
28	Nico Bodonczy	F	1978
11	Ian Callaghan	M	1978
9	Sergio Ceballos	F	1977
18	Marine Cano	G	1978
7	David Chadwick	M	1977, 78
17	George Dewsniip	F	1978
11	Gordon Fearnley	F	1978
22	Colin Fowles	M	1977, 78
20	Tibor Gemeri	M	1978
15	Alan Hamlyn	D	1977, 78
27	John Hickton	F	1978
4	Ray Hudson	M	1977, 78
10	David Irving	F	1977, 78
13	Gary Jones	F	1978
25	Jan Kapstad	F	1978
24	Curtis Leeper	M	1977, 78
3	Ray Lugg	D	1977
23	Kevin McClinton	F	1978
19	George Nanchoff	F	1977, 78
16	Mike Ortiz-Velez	M	1978
5	Tim Parkin	D	1977
23	Fred Pereira	F	1977
21	Les Peterson	D	1978
14	Norman Piper	F	1978
13	David Proctor	F	1977
5	John Ridley	D	1978
16	Roman Rosul	F	1977
25	Steve Roth	D	1977
18	Van Taylor	G	1977
00	Ian Turner	G	1978
9	Dennis Vaninger	F	1978
6	Tony Whelan	D	1977, 78
2	Maurice Whittle	D	1977, 78

---

## RADIO and TV

---

### Radio Coverage

All Fort Lauderdale Strikers games, both home and away, will be carried on WIOD Radio, 610 AM. Rick Weaver, WIOD Sports Director and Florida Sportscaster of the year, returns for the third consecutive year as radio voice of the Fort Lauderdale Strikers.

### TV Coverage

WPLG-TV, Channel 10 (ABC) will televise six away games this coming season. Chuck Dowdle, sports director for WPLG-TV will be the play-by-play announcer. (See inside front cover for TV schedule).

---

## Strikers Firsts

The following is a list of first-time ever feats in Fort Lauderdale Strikers history:

**Game:** vs. St. Louis, 4/9/77

**Goal Scored:** Sergio Ceballos (43:05), vs. St. Louis 4/9/77

**Goal Scored Against:** Denny Vaninger (27:47), St. Louis, 4/9/77

**Assist:** Ronnie Sharp (43:05), vs. St. Louis 4/9/77

**Assist Against:** John Stremlau (27:47), St. Louis, 4/9/77

**Shot:** Sergio Ceballos, vs. St. Louis, 4/9/77

**Save:** Gordon Banks, vs. St. Louis, 4/9/77

**Win:** 2-1 vs. St. Louis, 4/9/77

**Home Win:** 2-1 vs. St. Louis 4/9/77

**Road Win:** 2-0 at Portland 5/27/77

**Loss:** 0-1 at Tampa Bay, 5/7/77

**Home Loss:** 0-3 vs. New York 6/8/77

**Road Loss:** 0-1 at Tampa Bay 5/7/77

**Shootout game:** 4-3 vs. Toronto, 4/17/77

**Overtime game:** 4-3 vs. Toronto, 4/17/77

**Home Attendance:** 6,213 vs. St. Louis, 4/9/77

**Away Attendance:** 24,753 at Tampa Bay, 5/7/77

**Caution:** Roberto Aguirre, vs. St. Louis, 4/9/77

**Ejection:** Roberto Aguirre, vs. Toronto, 4/17/77

**Foul:** Alan Hamlyn, vs. St. Louis, 4/9/77

**Shutout:** 1-0 vs. Washington, 5/1/77

**Shutout Against:** 0-1 at Tampa Bay, 5/7/77

---

# Media Information

Requests for media credentials to Fort Lauderdale Strikers' games at Lockhart Stadium should be directed to: Andrew Furman, Public Relations Director, Fort Lauderdale Strikers, 1350 N.E. 56th Street, Fort Lauderdale, Florida 33334. Credentials will be issued only to members of the media that are affiliated with an accredited newspaper, television and radio station or wire service.

Complimentary tickets for regular season games will be limited to a designated section. Requests must be made to Andrew Furman no later than noon on game day.

Families and guests are not permitted in the press box.

## Photographers

Photographers must wear special tags when shooting on the sidelines. Photographers may operate on the east, north, west and south ends.

## Copy Transmission

A representative from Am-Fax and Sports Comm will be present at all games. Requests for the use of these services or other forms of copy transmission must be directed two weeks in advance to Andrew Furman, Fort Lauderdale Strikers, public relations department.

## Locations

Press Gate: Southwest corner of Lockhart Stadium  
Press Box: South Side of Stadium

## Press Box Telephone:

305/771-4518

## Hotels

Washington	Arlington Hyatt	703/841-9595
Toronto	Toronto Airport Hilton	416/677-9900
New York	Sheraton Heights	201/288-6100
Philadelphia	Sheraton Airport Inn	215/365-4150
Minnesota	Lemington	612/370-1100
Houston	Stouffers Greenway Plaza	713/629-1200
Tampa	Host International	813/879-5151
Detroit	Northfield Hilton Inn	313/879-2100
San Jose	LeBaron Hotel	408/288-9200
San Diego	Town and Country	714/291-7131
Rochester	Americana of Rochester	716/546-3300
Portland	Cosmopolitan Hotel	503/235-8433
California	Hyatt House Inn	714/772-5900
New England	Mariott Inn	401/272-2400
Chicago	Holiday Inn City Centre	312/787-6100

# Coke

Trade-mark ®

*adds life to...*

# Soccer



"Coca-Cola" and "Coke" are registered trade-marks which identify the same product of The Coca-Cola Company. Bottled under the authority of The Coca-Cola Company by: The Coca-Cola Bottling Company of Miami, Inc.